

BO 32


intrack 2 lamps
180-7140738M



Project / Type

Notes

Count / Date



General

Ceiling , Track

tilt max 90°

rotation 360°

black , RAL9005 ¹

IP20

1550 lm

LED

3500 K

CRI ≥ 90

L80 / 50000 h

initial MacAdam ≤ 2 SDCM

R_g: 97 , R_f: 90 , R₍₁₋₁₅₎: 89

MR 0.7

MDER 0.63

Optical

medium

beam angle 24°

PstLM ≤ 1.0 ²

SVM ≤ 0.4 ²

Tracked spotlight in die-cast aluminium with 3-phase adapter; classic style in elegant design for discerning requirements; 2 lamps; cylindrical spotlight heads; surface black powder coated; spotlight head 360° rotatable and 90° tiltable; converter integrated in the power track adapter; passive cooling of the LEDs through improved heat sink geometry; with COB (Chip on Board) technology for maximum efficiency; no appearance of multiple shadows; light colour 3500 K; binning initial MacAdam ≤ 2 SDCM; CRI ≥ 90; min. 80% of luminous flux after 50000 operating hours; energy efficient LEDs with high CRI; high quality, aluminium, vapour deposition coated reflector with faceted lens design; precise radiation characteristic with 24° beam; good glare control through recessed light point level; optical attachment available as accessory; accessories are listed separately; degree of protection IP20; PC2 220-240V; adapter for toolless insertion or movement on a variety of 3-phase power tracks; adapter flush with the power track; incl. DALI-2 converter; flicker-free visual comfort through analogue current control (minimum value 1%); light source replaceable by an authorized professional; control gear replaceable by an authorized professional;

Electrical

DALI-2

20.6 W

PC2 220-240V

75 lm/W

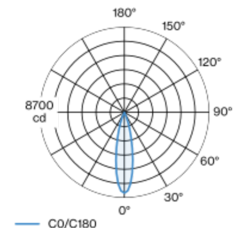
1 DALI Addr.

Physical

diameter 32 mm

height 100 mm

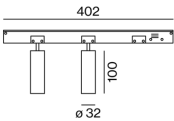
Light distribution



medium 24°

h (m)	EO ³ (lx)	ø (m)
1	4110	0.42
2	1030	0.83
3	460	1.25
4	260	1.67
5	160	2.09

Product drawing



¹ RAL code ² Value of containing product at full load (undimmed)

Installation instructions



Lighting calculator



[180-7140738M] The technical data represent rated values for an ambient temperature of 25°C. The data values for the luminous flux are initially subject to a tolerance of +/- 10%, those for the electrical connected load are initially subject to a tolerance of +/- 10%, and those for the colour temperature are initially subject to a tolerance of +/- 150 K. No liability is assumed for typographical or printing errors. The general terms and conditions of XAL GmbH apply.
© XAL GmbH · Auer-Welsbach-Gasse 36 · 8055 Graz · Austria · www.xal.com