

# BO 32


intrack 3 lamps  
180-7150737S



Project / Type \_\_\_\_\_

Notes \_\_\_\_\_

Count / Date \_\_\_\_\_



**General**

Ceiling , Track \_\_\_\_\_

tilt max 90° \_\_\_\_\_

rotation 360° \_\_\_\_\_

white , RAL 9016 <sup>1</sup> \_\_\_\_\_

IP20 \_\_\_\_\_

2230 lm \_\_\_\_\_

**LED**

3500 K \_\_\_\_\_

CRI ≥ 90 \_\_\_\_\_

L80 / 50000 h \_\_\_\_\_

initial MacAdam ≤ 2 SDCM \_\_\_\_\_

R<sub>g</sub>: 97 , R<sub>f</sub>: 90 , R<sub>f(1-5)</sub>: 89 \_\_\_\_\_

MR 0.7 \_\_\_\_\_

MDER 0.63 \_\_\_\_\_

**Optical**

spot \_\_\_\_\_

beam angle 18° \_\_\_\_\_

PstLM ≤ 1.0 <sup>2</sup> \_\_\_\_\_

SVM ≤ 0.4 <sup>2</sup> \_\_\_\_\_

Tracked spotlight in die-cast aluminium with 3-phase adapter; classic style in elegant design for discerning requirements; 3 lamps; cylindrical spotlight heads; surface white powder coated; spotlight head 360° rotatable and 90° tiltable; converter integrated in the power track adapter; passive cooling of the LEDs through improved heat sink geometry; with COB (Chip on Board) technology for maximum efficiency; no appearance of multiple shadows; light colour 3500 K; binning initial MacAdam ≤ 2 SDCM; CRI ≥ 90; min. 80% of luminous flux after 50000 operating hours; energy efficient LEDs with high CRI; high quality, aluminium, vapour deposition coated reflector with faceted lens design; precise radiation characteristic with 18° beam; good glare control through recessed light point level; optical attachment available as accessory; accessories are listed separately; degree of protection IP20; PC2; 220-240 V; adapter for toolless insertion or movement on a variety of 3-phase power tracks; adapter flush with the power track; incl. DALI-2 converter; flicker-free visual comfort through analogue current control (minimum value 1%); light source replaceable by an authorized professional; control gear replaceable by an authorized professional;

**Electrical**

DALI-2 \_\_\_\_\_

220-240 V \_\_\_\_\_

system 32 W \_\_\_\_\_

system 70 lm/W<sup>3</sup> \_\_\_\_\_

PC2 \_\_\_\_\_

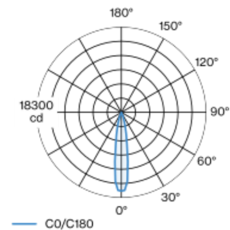
1 DALI Addr. \_\_\_\_\_

**Physical**

diameter 32 mm \_\_\_\_\_

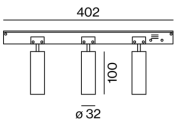
height 100 mm \_\_\_\_\_

## Light distribution



spot 18°		
h (m)	E0 <sup>3</sup> (lx)	ø (m)
1	5620	0.32
2	1400	0.63
3	620	0.95
4	350	1.27
5	220	1.58

## Product drawing



<sup>1</sup> RAL code <sup>2</sup> Value of containing product at full load (undimmed)  
<sup>3</sup> FIXTURE: incl. consideration of optical losses & internal control unit losses SYSTEM: incl. consideration of optical losses, internal control unit losses & operating device efficiency.

### Installation instructions

### Lighting calculator