

MINO 40 reflector

ceiling / suspended system


042-0112037B 042-100201G



Project / Type

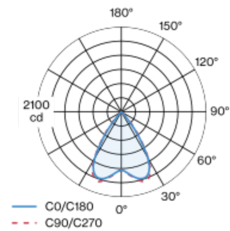
Notes

Count / Date

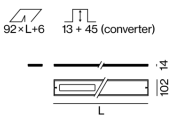


Luminaire housing made of extruded aluminium profile; angular design; for continuous lighting systems; light tight final end caps made of aluminium (available as an accessory); no visible screws; surface grey powder coated; for ceiling surface mounting or suspended mounting (1500 mm cable suspension as an accessory); height adjustment without tools; luminaire profile can be pre-mounted; pre-assembled power rail for power supply in luminaire profile; voltage tap of the light inset on the power rail; remaining lamp components mounted without tools; LED light inset incl. high gloss reflector with faceted design; Reflector dark chrome; light colour 3000 K; binning initial MacAdam ≤ 3 SDCM; CRI ≥ 90 ; min. 90% of luminous flux after 50000 operating hours; energy efficient LEDs with high CRI; UGR ≤ 19 ; VDU compatible workplace luminaire according to DIN EN 12464-1; luminance above $65^\circ \leq 1500$ cd/m²; degree of protection IP20; PC1 220-240V; internal wiring in light halogen free; incl. DALI-2 converter; accessories are listed separately; light source replaceable by an authorized professional; control gear replaceable by an authorized professional;

Light distribution



Product drawing



General

Ceiling , Suspended

grey , RAL 9006 ¹

Reflector dark chrome

2250 lm/m

IP20

2250 lm

LED

3000 K

CRI ≥ 90

L90 / 50000 h

initial MacAdam ≤ 3 SDCM

R_g: 99 , R_f: 91 , R₍₁₋₁₅₎: 89

MR 0.61

MDER 0.55

Optical

Reflector

symmetric

UGR < 19 , $\geq 65^\circ$ <1500 cd/m²

P_{stLM} ≤ 1.0 ²

SVM ≤ 0.4 ²

Electrical

DALI-2

system 24.4 W

PC1 220-240V

system 92 lm/W³

1 DALI Addr.

24 W/m

Physical

length 1000 mm

width 40 mm

height 65 mm

5.5 kg

¹ RAL code

² Value of containing product at full load (undimmed)

³ incl. optical losses and the efficiency of the operating device (converter)

Installation instructions



Lighting calculator



MINO 40 reflector

ceiling / suspended system

042-0112037B 042-100201G



Project / Type

Notes

Count / Date

Maintenance Factors

Operating Time [h]	10 000	20 000	30 000	40 000	50 000
LLMF	0.98	0.96	0.94	0.92	0.9
LSF	1	1	1	1	1

MF	LMF × RSMF × LLMF × LSF	RSMF ^a	Room Surface Maintenance Factor
MF	Maintenance Factor	LLMF	Lamp Lumens Maintenance Factor
LMF ^a	Luminaire Maintenance Factor	LSF	Lamp Survival Faktor

^a According to "CIE 97, Maintenance of indoor electric lighting systems", 2005, ISBN 3-900-734-34-8. The values must be determined by the planner.

Circuit Breaker Types

Automatic Circuit Breaker Type	Number of Fixtures
B10	36
B13	47
B16	58
C10	36
C13	78
C16	58

Components

INSTALLATION CHANNEL

TYPE	COLOUR	L-W-H (MM)	ARTICLE NUMBER(S)
1000 mm	white aluminium	1000-40-65	042-100201G



Mounting accessories

END CAPS

TYPE	COLOUR	L-W-H (MM)	ARTICLE NUMBER(S)
1 pair	pure white	65-40-4	042-1090017
1 pair	jet black	65-40-4	042-1090018
1 pair	white aluminium	65-40-4	042-109001G
1 pair	special colours	65-40-4	042-109001X
1 pair	traffic white	65-40-4	042-109001W



Mounting accessories

LINEAR CONNECTOR

TYPE	COLOUR	L-W-H (MM)	ARTICLE NUMBER(S)
mechanical	jet black	120-36-14	042-7091110
mechanical & electrical	jet black	120-36-14	042-7091230



OPAL COVER LINEAR CONNECTOR

COLOUR	L-W-H (MM)	ARTICLE NUMBER(S)
pure white	120-36-14	042-1091910



MICROPRISMATIC COVER LINEAR CONNECTOR

COLOUR	L-W-H (MM)	ARTICLE NUMBER(S)
pure white	120-36-14	042-1091810



MINO 40 reflector

ceiling / suspended system

042-0112037B 042-100201G



Project / Type _____

Notes _____

Count / Date _____

Mounting accessories

CEILING FASTENER

COLOUR	L-W-H (MM)	ARTICLE NUMBER(S)
traffic white	67-31-8	050-2041117
jet black	67-31-8	050-2041118



CABLE SUSPENSION

COLOUR	ARTICLE NUMBER(S)
chrome	005-2152110



CANOPY

COLOUR	ARTICLE NUMBER(S)
traffic white	005-2311217
jet black	005-2311218



FEEDER CABLE

COLOUR	ARTICLE NUMBER(S)
transparent	005-2412410



Electrical accessories

POWER FEEDER UNIT

L-W-H (MM)	ARTICLE NUMBER(S)
80-36-17	042-1093230



Optical accessories

BLIND COVER

TYPE	COLOUR	ARTICLE NUMBER(S)
1000 mm	traffic white	006-4210017B
1000 mm	jet black	006-4210018B
1000 mm	white aluminium	006-421001GB
2000 mm	traffic white	006-4220017B
2000 mm	jet black	006-4220018B
2000 mm	white aluminium	006-422001GB
3000 mm	traffic white	006-4230017B
3000 mm	jet black	006-4230018B
3000 mm	white aluminium	006-423001GB
1000 mm	special colours	006-421001XB
2000 mm	special colours	006-422001XB
3000 mm	special colours	006-423001XB



CONTINUOUS LINEAR COVER

TYPE	ARTICLE NUMBER(S)
25000 mm	006-2225010H
6000 mm	006-2206010H

