

FRAME 40 reflector

trim system


042-0112137B 042-7002017



Project / Type

Notes

Count / Date



General
Ceiling , Recessed
traffic white , RAL9016 ¹
Reflector dark chrome
2430 lm/m
IP20
2430 lm

LED
4000 K
CRI ≥ 90
L90 / 50000 h
initial MacAdam ≤ 3 SDCM
R _g : 99 , R _f : 92 , R ₍₁₋₁₅₎ : 90
MR 0.81
MDER 0.74

Optical
Reflector
symmetric
UGR < 19 , ≥65° <1500 cd/m ²
PstLM ≤ 1.0 ²
SVM ≤ 0.4 ²

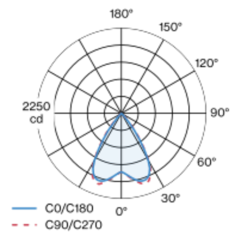
Electrical
DALI-2
24.4 W
PC1 220-240V
100 lm/W
1 DALI Addr.
24 W/m

Physical
length 1000 mm
width 55 mm
height 60 mm
5.5 kg

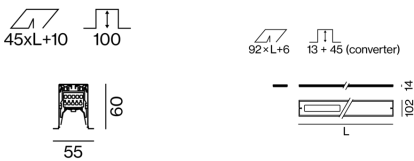
Cutout
length 1010 mm
width 45 mm

¹ RAL code ² Value of containing product at full load (undimmed)

Light distribution



Product drawing



Installation instructions



Lighting calculator



[“042-0112137B 042-7002017”] The technical data represent rated values for an ambient temperature of 25°C. The data values for the luminous flux are initially subject to a tolerance of +/- 10%, those for the electrical connected load are initially subject to a tolerance of +/- 10%, and those for the colour temperature are initially subject to a tolerance of +/- 150 K. No liability is assumed for typographical or printing errors. The general terms and conditions of XAL GmbH apply.
© XAL GmbH · Auer-Welsbach-Gasse 36 · 8055 Graz · Austria · www.xal.com

FRAME 40 reflector

trim system

042-0112137B 042-7002017



Project / Type	
Notes	
Count / Date	

Maintenance Factors

Operating Time [h]	10 000	20 000	30 000	40 000	50 000
LLMF	0.98	0.96	0.94	0.92	0.9
LSF	1	1	1	1	1

MF	LMF × RSMF × LLMF × LSF	RSMF ^a	Room Surface Maintenance Factor
MF	Maintenance Factor	LLMF	Lamp Lumens Maintenance Factor
LMF ^a	Luminaire Maintenance Factor	LSF	Lamp Survival Faktor

^a According to "CIE 97, Maintenance of indoor electric lighting systems", 2005, ISBN 3-900-734-34-8. The values must be determined by the planner.

Circuit Breaker Types

Automatic Circuit Breaker Type	Number of Fixtures
B10	36
B13	47
B16	58
C10	36
C13	78
C16	58

Components

INSTALLATION CHANNEL

TYPE	COLOUR	L-W-H (MM)	ARTICLE NUMBER(S)
1000 mm	traffic white	1000-55-60	042-7002017



Mounting accessories

END CAPS

TYPE	COLOUR	L-W-H (MM)	ARTICLE NUMBER(S)
1 pair	traffic white	55-60-8	042-7090017
1 pair	white aluminium	55-60-8	042-709001G
1 pair	jet black	55-60-8	042-7090018



Mounting accessories

LINEAR CONNECTOR

TYPE	COLOUR	L-W-H (MM)	ARTICLE NUMBER(S)
mechanical	jet black	120-36-14	042-7091110
mechanical & electrical	jet black	120-36-14	042-7091230



OPAL COVER LINEAR CONNECTOR

COLOUR	L-W-H (MM)	ARTICLE NUMBER(S)
pure white	120-36-14	042-1091910



MICROPRISMATIC COVER LINEAR CONNECTOR

COLOUR	L-W-H (MM)	ARTICLE NUMBER(S)
pure white	120-36-14	042-1091810



FRAME 40 reflector

trim system

042-0112137B 042-7002017



Project / Type

Notes

Count / Date

Mounting accessories

MOUNTING BRACKET

TYPE	ARTICLE NUMBER(S)
1 piece	042-7092110
25 pieces	042-7092110.25



Electrical accessories

POWER FEEDER UNIT

L-W-H (MM)	ARTICLE NUMBER(S)
80-36-17	042-1093230



Optical accessories

BLIND COVER

TYPE	COLOUR	ARTICLE NUMBER(S)
1000 mm	traffic white	006-4210017B
1000 mm	jet black	006-4210018B
1000 mm	white aluminium	006-421001GB
2000 mm	traffic white	006-4220017B
2000 mm	jet black	006-4220018B
2000 mm	white aluminium	006-422001GB
3000 mm	traffic white	006-4230017B
3000 mm	jet black	006-4230018B
3000 mm	white aluminium	006-423001GB



CONTINUOUS LINEAR COVER

TYPE	ARTICLE NUMBER(S)
25000 mm	006-2225010H
6000 mm	006-2206010H

