

MINO 40 reflector

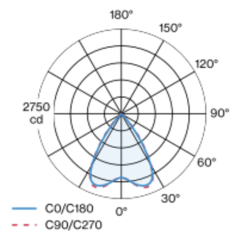
ceiling / suspended system

042-0112137R 042-1002017

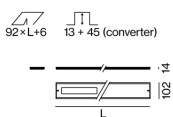
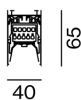


Luminaire housing made of extruded aluminium profile; angular design; for continuous lighting systems; light tight final end caps made of aluminium (available as an accessory); no visible screws; surface pure white powder coated; for ceiling surface mounting or suspended mounting (1500 mm cable suspension as an accessory); height adjustment without tools; luminaire profile can be pre-mounted; pre-assembled power rail for power supply in luminaire profile; voltage tap of the light inset on the power rail; remaining lamp components mounted without tools; LED light inset incl. high gloss reflector with faceted design; Reflector chrome; light colour 4000 K; binning initial MacAdam ≤ 3 SDCM; CRI ≥ 90 ; min. 90% of luminous flux after 50000 operating hours; energy efficient LEDs with high CRI; UGR ≤ 19 ; VDU compatible workplace luminaire according to DIN EN 12464-1; luminance above $65^\circ \leq 1500$ cd/m²; degree of protection IP20; PC1; 220-240 V; internal wiring in light halogen free; incl. DALI-2 converter; accessories are listed separately; light source replaceable by an authorized professional; control gear replaceable by an authorized professional;

Light distribution



Product drawing



Project / Type
Notes
Count / Date



General

Ceiling , Suspended
RAL Pure white , RAL 9010 ¹
Reflector chrome
IP20
3270 lm
3270 lm/m

LED

4000 K
CRI ≥ 90
L90 / 50000 h
initial MacAdam ≤ 3 SDCM
R _g : 99 , R _f : 92 , R ₍₁₋₁₅₎ : 90
MR 0.81
MDER 0.74

Optical

Reflector
symmetric
UGR ≤ 19 , $\geq 65^\circ < 1500$ cd/m ²
P _{stLM} ≤ 1.0 ²
SVM ≤ 0.4 ²

Electrical

DALI-2
220-240 V
system 24.4 W
system 134 lm/W ³
PC1
1 DALI Addr.
24 W/m

Physical

length 1000 mm
width 40 mm
height 65 mm
5.5 kg

¹ RAL code ² Value of containing product at full load (undimmed)
³ FIXTURE: incl. consideration of optical losses & internal control unit losses SYSTEM: incl. consideration of optical losses, internal control unit losses & operating device efficiency.

Installation instructions



Lighting calculator

