

FRAME 40 reflector

trim system


042-0114137B 042-7004018



Project / Type _____

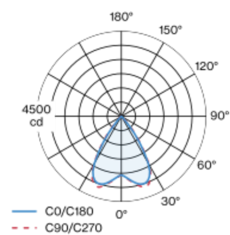
Notes _____

Count / Date _____

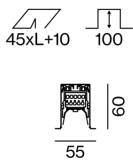


Luminaire housing made of extruded aluminium profile; recessed light with wrap around edge; for continuous lighting systems; surface black powder coated; luminaire profile can be pre-mounted; pre-assembled power rail for power supply in luminaire profile; voltage tap of the light inset on the power rail; remaining lamp components mounted without tools; LED light inset incl. high gloss reflector with faceted design; Reflector dark chrome; light colour 4000 K; binning initial MacAdam ≤ 3 SDCM; CRI ≥ 90 ; min. 90% of luminous flux after 50000 operating hours; energy efficient LEDs with high CRI; UGR ≤ 19 ; VDU compatible workplace luminaire according to DIN EN 12464-1; luminance above $65^\circ \leq 1500$ cd/m²; degree of protection IP20; PC1; 220-240 V; internal wiring in light halogen free; incl. DALI-2 converter; accessories are listed separately; light source replaceable by an authorized professional; control gear replaceable by an authorized professional;

Light distribution



Product drawing



General

Ceiling , Recessed _____

black , RAL 9005 ¹ _____

Reflector dark chrome _____

IP20 _____

4870 lm _____

2430 lm/m _____

LED

4000 K _____

CRI ≥ 90 _____

L90 / 50000 h _____

initial MacAdam ≤ 3 SDCM _____

R_g: 99 , R_f: 92 , R₍₁₋₁₅₎: 90 _____

MR 0.81 _____

MDER 0.74 _____

Optical

Reflector _____

symmetric _____

UGR ≤ 19 , $\geq 65^\circ < 1500$ cd/m² _____

PstLM ≤ 1.0 ² _____

SVM ≤ 0.4 ² _____

Electrical

DALI-2 _____

220-240 V _____

system 48 W _____

system 101 lm/W³ _____

PC1 _____

1 DALI Addr. _____

24 W/m _____

Physical

length 2000 mm _____

width 55 mm _____

height 60 mm _____

5.5 kg _____

Cutout

length 2010 mm _____

width 45 mm _____

¹ RAL code ² Value of containing product at full load (undimmed)
³ FIXTURE: incl. consideration of optical losses & internal control unit losses SYSTEM: incl. consideration of optical losses, internal control unit losses & operating device efficiency.

Installation instructions



Lighting calculator

