

# MILA reflector

ceiling system


045-9121037B



Project / Type

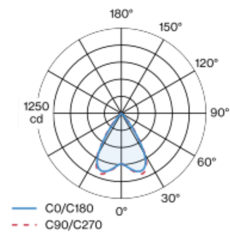
Notes

Count / Date

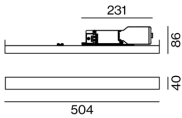


Luminaire housing made of extruded aluminium profile; angular design; for continuous lighting systems; light-tight end caps in aluminium; surface white powder coated; suitable for installation in the HAUFE louver ceiling system; extruded profile for improved thermal management; light colour 3000 K; binning initial MacAdam  $\leq 3$  SDCM; CRI  $\geq 90$ ; min. 90% of luminous flux after 50000 operating hours; energy efficient LEDs with high CRI; high gloss reflector with faceted design; Reflector dark chrome; UGR  $\leq 19$ ; VDU compatible workplace luminaire according to DIN EN 12464-1; luminance above  $65^\circ \leq 1500 \text{ cd/m}^2$ ; degree of protection IP20; PC2 220-240V; incl. DALI-2 converter; converter flexible positionable on the luminaire profile; converter suitable for through-wiring; accessories are listed separately; light source replaceable by an authorized professional; control gear replaceable by an authorized professional;

## Light distribution



## Product drawing



## General

Ceiling , Recessed

white , RAL 9016 <sup>1</sup>

Reflector dark chrome

2320 lm/m

IP20

1160 lm

## LED

3000 K

CRI  $\geq 90$

L90 / 50000 h

initial MacAdam  $\leq 3$  SDCM

R<sub>g</sub>: 99 , R<sub>f</sub>: 91 , R<sub>(1-15)</sub>: 89

MR 0.61

MDER 0.55

## Optical

Reflector

symmetric

UGR  $< 19$  ,  $\geq 65^\circ < 1500 \text{ cd/m}^2$

PstLM  $\leq 1.0$  <sup>2</sup>

SVM  $\leq 0.4$  <sup>2</sup>

## Electrical

DALI-2

13.4 W

PC2 220-240V

87 lm/W

1 DALI Addr.

27 W/m

## Physical

length 504 mm

width 40 mm

height 86 mm

5.5 kg

<sup>1</sup> RAL code <sup>2</sup> Value of containing product at full load (undimmed)

## Installation instructions



## Lighting calculator



[‘045-9121037B’] The technical data represent rated values for an ambient temperature of 25°C. The data values for the luminous flux are initially subject to a tolerance of +/- 10%, those for the electrical connected load are initially subject to a tolerance of +/- 10%, and those for the colour temperature are initially subject to a tolerance of +/- 150 K. No liability is assumed for typographical or printing errors. The general terms and conditions of XAL GmbH apply.  
© XAL GmbH · Auer-Welsbach-Gasse 36 · 8055 Graz · Austria · [www.xal.com](http://www.xal.com)

03.11.2024

# MILA reflector

ceiling system

045-9121037B



Project / Type

Notes

Count / Date

## Maintenance Factors

Operating Time [h]	10 000	20 000	30 000	40 000	50 000
LLMF	0.98	0.96	0.94	0.92	0.9
LSF	1	1	1	1	1
MF	LMF × RSMF × LLMF × LSF		RSMF <sup>a</sup>	Room Surface Maintenance Factor	
MF	Maintenance Factor		LLMF	Lamp Lumens Maintenance Factor	
LMF <sup>a</sup>	Luminaire Maintenance Factor		LSF	Lamp Survival Faktor	

<sup>a</sup> According to "CIE 97, Maintenance of indoor electric lighting systems", 2005, ISBN 3-900-734-34-8. The values must be determined by the planner.

## Circuit Breaker Types

Automatic Circuit Breaker Type	Number of Fixtures
B10	37
B16	60
C10	37
C16	60

## Optical accessories

### CONTINUOUS LINEAR COVER

TYPE	ARTICLE NUMBER(S)
6000 mm	006-2206010H
6000 mm	006-2206010Z
25000 mm	006-2225010H
25000 mm	006-2225010Z

