

TILA 16 adjustable

MOVE IT 10

030-6500535F



Project / Type

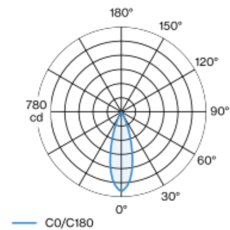
Notes

Count / Date



Decorative spotlight inset made of aluminium; surface anodised gun metal; 365° rotatable and 135° tiltable; light inset can be installed and moved without tools by means of clip mount; power supplied via MOVE IT system track profile; hot plug protection; passive cooling of the LEDs through improved heat sink geometry; light colour 3000 K; binning initial MacAdam ≤ 3 SDCM; CRI ≥ 90 ; min. 85% of luminous flux after 50000 operating hours; energy efficient LEDs with high CRI; good glare control through recessed light point level; high quality reflector; precise radiation characteristic with 31° beam; no multiple shadows; degree of protection IP20; PC3; 48 V; DALI-2 control; flicker-free visual comfort through analogue current control (minimum value 1%); light source replaceable by an authorized professional;

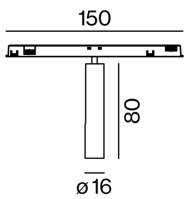
Light distribution






flood 31°

h (m)	EO° (lx)	ø (m)
1	731	0.56
2	183	1.12
3	81	1.67
4	46	2.23
5	29	2.79

Product drawing



General

Ceiling / Wall , Track

tilt max 135°

rotation 365°

gun metal

IP20

220 lm

optical inset 83 lm/W¹

LED

3000 K

CRI ≥ 90

L85 / 50000 h

initial MacAdam ≤ 3 SDCM

R_g: 98 , R_r: 91 , R₍₁₋₁₅₎: 89

MR 0.6

MDER 0.55

Optical

flood

beam angle 31°

PstLM ≤ 1.0 ²

SVM ≤ 0.4 ²

Electrical

DALI-2

48 V

fixture 3.3 W

fixture 67 lm/W³

optical inset 2.6 W

PC3

1 DALI Addr.

Physical

diameter 16 mm

height 80 mm

¹ OPTICAL INSET: incl. consideration of optical losses

² Value of containing product at full load (undimmed)

³ FIXTURE: incl. consideration of optical losses & internal control unit losses SYSTEM: incl. consideration of optical losses, internal control unit losses & operating device efficiency.

Installation instructions



TILA 16 adjustable

MOVE IT 10
030-6500535F



Project / Type

Notes

Count / Date

Maintenance Factors

Operating Time [h]	10 000	20 000	30 000	40 000	50 000
LLMF	0.98	0.95	0.92	0.89	0.86
LSF	1	1	1	1	1

MF

MF

LMF^a

LMF × RSMF × LLMF × LSF

Maintenance Factor

Luminaire Maintenance Factor

RSMF^a

LLMF

LSF

Room Surface Maintenance Factor

Lamp Lumens Maintenance Factor

Lamp Survival Faktor

^a According to "CIE 97, Maintenance of indoor electric lighting systems", 2005, ISBN 3-900-734-34-8. The values must be determined by the planner.

Mounting accessories

HOOK

COLOUR	Ø (MM)	ARTICLE NUMBER(S)
traffic white	16	030-1000017
jet black	16	030-1000018

