

BETO direct / indirect

free standing U-shape


074-69445T8B



Project / Type

Notes

Count / Date



General

Floor , Standing
black , RAL 9005 ¹
Reflector dark chrome
IP20
indirect 5020 lm
direct 1320 lm
total 6340 lm

LED

3000 K
CRI \geq 80
L90 / 50000 h
initial MacAdam \leq 3 SDCM
MR 0.56
MDER 0.51

Optical

Reflector
asymmetric
UGR \leq 10
PstLM \leq 1.0 ²
SVM \leq 0.4 ²

Electrical

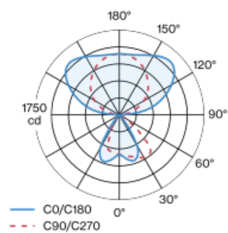
Loxone Air incl. touch DIM on pole
220-240 V
system 51 W
system 124 lm/W³
PC1

Physical

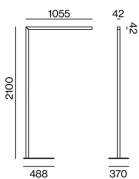
U-shape
length 1055 mm
width 42 mm
height 2100 mm

Free standing luminaire from extruded aluminium profile in angular design; extremely slim design (only 42 x 42 mm); square downpipe; pedestal with recess for table base (U-shape); surface black powder coated; direct/indirect illumination characteristic; direct light component with high gloss reflector + faceted design and asymmetric radiation characteristic; Reflector dark chrome; indirect light component with integrated PC boards and high quality lens system for maximum, homogeneous ceiling illumination; UGR \leq 10; light colour 3000 K; binning initial MacAdam \leq 3 SDCM; CRI \geq 80; min. 90% of luminous flux after 50000 operating hours; energy efficient LEDs with high CRI; degree of protection IP20; PC1; 220-240 V; incl. Loxone Air module for easy integration into the Loxone home and building automation system; including TOUCH DIM miniature push-button; incl. connection cable (3m) with safety plug; light source replaceable by an authorized professional; control gear replaceable by an authorized professional;

Light distribution



Product drawing



¹ RAL code ² Value of containing product at full load (undimmed)
³ FIXTURE: incl. consideration of optical losses & internal control unit losses SYSTEM: incl. consideration of optical losses, internal control unit losses & operating device efficiency.

Installation instructions



BETO direct / indirect

free standing U-shape

074-69445T8B



Project / Type

Notes

Count / Date

Maintenance Factors

Operating Time [h]	10 000	20 000	30 000	40 000	50 000
LLMF	0.98	0.96	0.94	0.92	0.9
LSF	1	1	1	1	1

MF	LMF × RSMF × LLMF × LSF	RSMF ^a	Room Surface Maintenance Factor
MF	Maintenance Factor	LLMF	Lamp Lumens Maintenance Factor
LMF ^a	Luminaire Maintenance Factor	LSF	Lamp Survival Faktor

^a According to "CIE 97, Maintenance of indoor electric lighting systems", 2005, ISBN 3-900-734-34-8. The values must be determined by the planner.

Circuit Breaker Types

Automatic Circuit Breaker Type	Number of Fixtures
B10	13
B13	17
B16	21
B20	26
C10	21
C13	28
C16	35
C20	43

