

# BETO sensor direct / indirect


free standing U-shape  
074-69446S7R



Project / Type

Notes

Count / Date



### General

Floor , Standing

white , RAL 9010 <sup>1</sup>

Reflector chrome

IP20

indirect 5710 lm

direct 2030 lm

total 7740 lm

### LED

4000 K

CRI ≥ 80

L90 / 50000 h

initial MacAdam ≤ 3 SDCM

MR 0.72

MDER 0.65

### Optical

Reflector

asymmetric

UGR ≤ 13

PstLM ≤ 1.0 <sup>2</sup>

SVM ≤ 0.4 <sup>2</sup>

### Electrical

Loxone Air incl. ESSENTIAL sensor

220-240 V

system 51 W

system 152 lm/W<sup>3</sup>

PC1

### Physical

U-shape

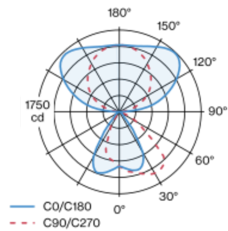
length 1055 mm

width 42 mm

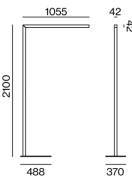
height 2100 mm

Free standing luminaire from extruded aluminium profile in angular design; extremely slim design (only 42 x 42 mm); square downpipe; pedestal with recess for table base (U-shape); surface white powder coated; direct/ indirect illumination characteristic; direct light component with high gloss reflector + faceted design and asymmetric radiation characteristic; Reflector chrome; indirect light component with integrated PC boards and high quality lens system for maximum, homogeneous ceiling illumination; UGR ≤ 13; light colour 4000 K; binning initial MacAdam ≤ 3 SDCM; CRI ≥ 80; min. 90% of luminous flux after 50000 operating hours; energy efficient LEDs with high CRI; degree of protection IP20; PC1; 220-240 V; incl. Loxone Air module for easy integration into the Loxone home and building automation system; luminaire with integrated infrared presence and brightness sensor (ESSENTIAL sensor); luminaire with integrated miniature push-button; presence sensor detection range ø4,5m on the floor; incl. connection cable (3m) with safety plug; light source replaceable by an authorized professional; control gear replaceable by an authorized professional;

### Light distribution



### Product drawing



<sup>1</sup> RAL code <sup>2</sup> Value of containing product at full load (undimmed)  
<sup>3</sup> incl. consideration of optical losses, internal control unit losses  
& operating device efficiency

### Installation instructions



# BETO sensor direct / indirect

free standing U-shape

074-69446S7R



Project / Type

Notes

Count / Date

### Maintenance Factors

Operating Time [h]	10 000	20 000	30 000	40 000	50 000
LLMF	0.98	0.96	0.94	0.92	0.9
LSF	1	1	1	1	1
MF	LMF × RSMF × LLMF × LSF		RSMF <sup>a</sup>	Room Surface Maintenance Factor	
MF	Maintenance Factor		LLMF	Lamp Lumens Maintenance Factor	
LMF <sup>a</sup>	Luminaire Maintenance Factor		LSF	Lamp Survival Faktor	

<sup>a</sup> According to "CIE 97, Maintenance of indoor electric lighting systems", 2005, ISBN 3-900-734-34-8. The values must be determined by the planner.

### Circuit Breaker Types

Automatic Circuit Breaker Type	Number of Fixtures
B10	13
B13	17
B16	21
B20	26
C10	21
C13	28
C16	35
C20	43

