

SQUADRO single-sided wallwasher

track
149-2210018S



Project / Type

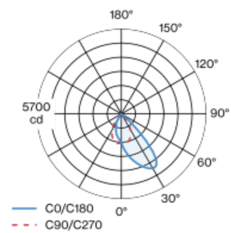
Notes

Count / Date

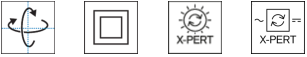
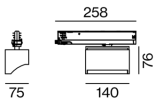


Tracked spotlight in die cast aluminium with 2-lamp design; surface black powder coated; converter integrated into spotlight head; heat sink integrated into luminaire geometry for optimum thermal management and passive cooling of LEDs; with COB (Chip on Board) technology for maximum efficiency; light colour 3000 K; binning initial MacAdam ≤ 2 SDCM; CRI ≥ 90 ; min. 80% of luminous flux after 50000 operating hours; energy efficient LEDs with high CRI; aisle spotlight shelf floor washer with special, multi-free-form, facet effect surface reflectors for high precision light control; precise shelf and aisle zone lighting, optimum longitudinal glare control for high viewing comfort in the aisle zone; adjustable light modules (tiltable $+20^\circ$ to -10°); 350° rotatable; degree of protection IP20; IP 40 protection glass available as an accessory; accessories are listed separately; PC2; 220-240 V; incl. converter, non dimmable; adapter for toolless insertion or movement on a variety of 3-phase power tracks; including attachment for linear alignment of the spotlights; light source replaceable by an authorized professional; control gear replaceable by an authorized professional;

Light distribution



Product drawing



General

Ceiling , Track

tilt min -10°

tilt max 20°

rotation 350°

black , RAL 9005 ¹

IP20

4910 lm

LED

3000 K

CRI ≥ 90

L80 / 50000 h

initial MacAdam ≤ 2 SDCM

R_g: 98 , R_r: 91 , R_{t(1-15)}: 93

MR 0.54

MDER 0.49

Optical

shelf floor washer

Electrical

non DIM

220-240 V

system 36 W

system 136 lm/W²

PC2

Physical

length 140 mm

width 75 mm

height 87 mm

¹ RAL code
² FIXTURE: incl. consideration of optical losses & internal control unit losses SYSTEM: incl. consideration of optical losses, internal control unit losses & operating device efficiency.

Installation instructions



Lighting calculator

