

SQUADRO double-sided wallwasher

trim


049-2020138S



Project / Type

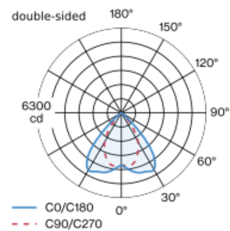
Notes

Count / Date







Recessed ceiling spotlight in die cast aluminium with 2x2-lamp design; surface black powder coated; with wrap around edge; suitable for ceiling thickness of 2-25 mm; installation without tools using snap spring closure; heat sink integrated into luminaire geometry for optimum thermal management and passive cooling of LEDs; with COB (Chip on Board) technology for maximum efficiency; light colour 4000 K; binning initial MacAdam ≤ 2 SDCM; CRI ≥ 90 ; min. 80% of luminous flux after 50000 operating hours; energy efficient LEDs with high CRI; aisle spotlight shelf floor washer with special, multi-free-form, facet effect surface reflectors for high precision light control; precise shelf and aisle zone lighting, optimum longitudinal glare control for high viewing comfort in the aisle zone; adjustable light modules (tiltable $+20^\circ$ to -10°); degree of protection IP20; IP 40 protection glass available as an accessory; accessories are listed separately; PC2 220-240V; incl. DALI-2 converter; light source replaceable by an authorized professional; control gear replaceable by an authorized professional;

Light distribution



Product drawing



General

Ceiling , Recessed

tilt min -10°

tilt max 20°

black , RAL9005 ¹

IP20

9780 lm

LED

4000 K

CRI ≥ 90

L80 / 50000 h

initial MacAdam ≤ 2 SDCM

R_g: 100 , R_f: 92 , R_{f(1-5)}: 91

MR 0.78

MDER 0.71

Optical

shelf floor washer

PstLM ≤ 1.0 ²

SVM ≤ 0.4 ²

Electrical

DALI-2

system 71 W

PC2 220-240V

system 138 lm/W³

1 DALI Addr.

Physical

length 180 mm

width 209 mm

height 76 mm

Cutout

length 145 mm

width 190 mm

min. ceiling thickness 2 mm

max. ceiling thickness 25 mm

recessed depth 85 mm

¹ RAL code ² Value of containing product at full load (undimmed)
³ incl. optical losses and the efficiency of the operating device (converter)

Installation instructions



SQUADRO double-sided wallwasher

trim
049-2020138S



Project / Type

Notes

Count / Date

Maintenance Factors

Operating Time [h]	10 000	20 000	30 000	40 000	50 000
LLMF	0.977	0.94	0.905	0.871	0.838
LSF	1	1	1	1	1
MF	LMF × RSMF × LLMF × LSF		RSMF ^a	Room Surface Maintenance Factor	
MF	Maintenance Factor		LLMF	Lamp Lumens Maintenance Factor	
LMF ^a	Luminaire Maintenance Factor		LSF	Lamp Survival Faktor	

^a According to "CIE 97, Maintenance of indoor electric lighting systems", 2005, ISBN 3-900-734-34-8. The values must be determined by the planner.

Circuit Breaker Types

Automatic Circuit Breaker Type	Number of Fixtures
B10	6
B13	8
B16	10
B20	12
C10	10
C13	13
C16	16
C20	20

Optical accessories

IP40 PROTECTION GLASS

TYPE	ARTICLE NUMBER(S)
2 x 2 lamps / double-sided	049-2920010

