

# SQUADRO double-sided wallwasher

trim


049-2020018A



Project / Type

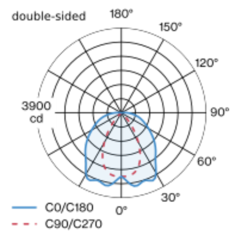
Notes

Count / Date

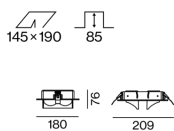






Recessed ceiling spotlight in die cast aluminium with 2x2-lamp design; surface black powder coated; with wrap around edge; suitable for ceiling thickness of 2-25 mm; installation without tools using snap spring closure; heat sink integrated into luminaire geometry for optimum thermal management and passive cooling of LEDs; with COB (Chip on Board) technology for maximum efficiency; light colour 3000 K; binning initial MacAdam  $\leq 2$  SDCM; CRI  $\geq 90$ ; min. 80% of luminous flux after 50000 operating hours; energy efficient LEDs with high CRI; aisle spotlight wall floor washer with special, multi-free-form, facet effect surface reflectors for high precision light control; precise shelf and aisle zone lighting, optimum longitudinal glare control for high viewing comfort in the aisle zone; adjustable light modules (tiltable  $+20^\circ$  to  $-10^\circ$ ); degree of protection IP20; IP 40 protection glass available as an accessory; accessories are listed separately; PC2 220-240V; incl. converter, non dimmable; light source replaceable by an authorized professional; control gear replaceable by an authorized professional;

## Light distribution



## Product drawing





## General

Ceiling , Recessed

tilt min  $-10^\circ$

tilt max  $20^\circ$

black , RAL9005 <sup>1</sup>

IP20

9650 lm

## LED

3000 K

CRI  $\geq 90$

L80 / 50000 h

initial MacAdam  $\leq 2$  SDCM

R<sub>g</sub>: 98 , R<sub>f</sub>: 91 , R<sub>(1-15)</sub>: 93

MR 0.54

MDER 0.49

## Optical

wall floor washer

PstLM  $\leq 1.0$  <sup>2</sup>

SVM  $\leq 0.4$  <sup>2</sup>

## Electrical

non DIM

system 71 W

PC2 220-240V

system 136 lm/W <sup>3</sup>

## Physical

length 180 mm

width 209 mm

height 76 mm

## Cutout

length 145 mm

width 190 mm

min. ceiling thickness 2 mm

max. ceiling thickness 25 mm

recessed depth 85 mm

<sup>1</sup> RAL code <sup>2</sup> Value of containing product at full load (undimmed)  
<sup>3</sup> incl. optical losses and the efficiency of the operating device (converter)

## Installation instructions



# SQUADRO double-sided wallwasher

trim

049-2020018A



Project / Type

Notes

Count / Date

## Maintenance Factors

Operating Time [h]	10 000	20 000	30 000	40 000	50 000
LLMF	0.977	0.94	0.905	0.871	0.838
LSF	1	1	1	1	1
MF	LMF × RSMF × LLMF × LSF		RSMF <sup>a</sup>	Room Surface Maintenance Factor	
MF	Maintenance Factor		LLMF	Lamp Lumens Maintenance Factor	
LMF <sup>a</sup>	Luminaire Maintenance Factor		LSF	Lamp Survival Faktor	

<sup>a</sup> According to "CIE 97, Maintenance of indoor electric lighting systems", 2005, ISBN 3-900-734-34-8. The values must be determined by the planner.

## Circuit Breaker Types

Automatic Circuit Breaker Type	Number of Fixtures
B10	8
B13	10
B16	13
B20	16
C10	13
C13	17
C16	22
C20	28

## Optical accessories

### IP40 PROTECTION GLASS

TYPE	ARTICLE NUMBER(S)
2 x 2 lamps / double-sided	049-2920010

