

SQUADRO single-sided wallwasher

trim


049-2012138S



Project / Type

Notes

Count / Date



General

Ceiling , Recessed

tilt min -10°

tilt max 20°

black , RAL 9005 ¹

IP20

4890 lm

LED

4000 K

CRI ≥ 90

L80 / 50000 h

initial MacAdam ≤ 2 SDCM

R_g: 100 , R_f: 92 , R_{f(1-5)}: 91

MR 0.78

MDER 0.71

Optical

shelf floor washer

PstLM ≤ 1.0 ²

SVM ≤ 0.4 ²

Electrical

DALI-2

220-240 V

system 36 W

system 136 lm/W³

PC2

1 DALI Addr.

Physical

length 180 mm

width 130 mm

height 76 mm

Cutout

length 145 mm

width 100 mm

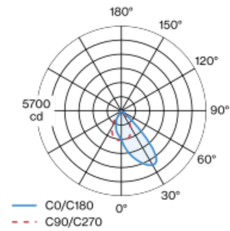
min. ceiling thickness 2 mm

max. ceiling thickness 25 mm

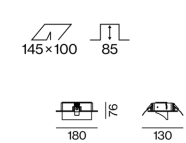
recessed depth 85 mm

Recessed ceiling spotlight in die cast aluminium with 2-lamp design; surface black powder coated; with wrap around edge; suitable for ceiling thickness of 2-25 mm; installation without tools using snap spring closure; heat sink integrated into luminaire geometry for optimum thermal management and passive cooling of LEDs; with COB (Chip on Board) technology for maximum efficiency; light colour 4000 K; binning initial MacAdam ≤ 2 SDCM; CRI ≥ 90; min. 80% of luminous flux after 50000 operating hours; energy efficient LEDs with high CRI; aisle spotlight shelf floor washer with special, multi-free-form, facet effect surface reflectors for high precision light control; precise shelf and aisle zone lighting, optimum longitudinal glare control for high viewing comfort in the aisle zone; adjustable light modules (tiltable +20° to -10°); degree of protection IP20; IP 40 protection glass available as an accessory; accessories are listed separately; PC2; 220-240 V; incl. DALI-2 converter; light source replaceable by an authorized professional; control gear replaceable by an authorized professional;

Light distribution



Product drawing



¹ RAL code ² Value of containing product at full load (undimmed)
³ incl. consideration of optical losses, internal control unit losses & operating device efficiency

Installation instructions



Lighting calculator

