


SQUADRO double-sided wallwasher

trim
049-2020038A

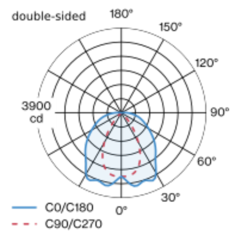


Project / Type	
Notes	
Count / Date	

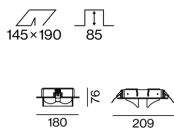


Recessed ceiling spotlight in die cast aluminium with 2x2-lamp design; surface black powder coated; with wrap around edge; suitable for ceiling thickness of 2-25 mm; installation without tools using snap spring closure; heat sink integrated into luminaire geometry for optimum thermal management and passive cooling of LEDs; with COB (Chip on Board) technology for maximum efficiency; light colour 3000 K; binning initial MacAdam ≤ 2 SDCM; CRI ≥ 90 ; min. 80% of luminous flux after 50000 operating hours; energy efficient LEDs with high CRI; aisle spotlight wall floor washer with special, multi-free-form, facet effect surface reflectors for high precision light control; precise shelf and aisle zone lighting, optimum longitudinal glare control for high viewing comfort in the aisle zone; adjustable light modules (tiltable $+20^\circ$ to -10°); degree of protection IP20; IP 40 protection glass available as an accessory; accessories are listed separately; PC2; 220-240 V; incl. DALI-2 converter; light source replaceable by an authorized professional; control gear replaceable by an authorized professional;

Light distribution



Product drawing



General

Ceiling , Recessed	
tilt min -10°	
tilt max 20°	
black , RAL 9005 ¹	
IP20	
9650 lm	

LED

3000 K	
CRI ≥ 90	
L80 / 50000 h	
initial MacAdam ≤ 2 SDCM	
R _g : 98 , R _f : 91 , R ₍₁₋₁₅₎ : 93	
MR 0.54	
MDER 0.49	

Optical

wall floor washer	
PstLM $\leq 1.0^2$ ³	
SVM $\leq 0.4^2$ ³	

Electrical

DALI-2	
220-240 V	
system 71 W	
system 136 lm/W ⁴	
PC2	
1 DALI Addr.	

Physical

length 180 mm	
width 209 mm	
height 76 mm	

Cutout

length 145 mm	
width 190 mm	
min. ceiling thickness 2 mm	
max. ceiling thickness 25 mm	
recessed depth 85 mm	

¹ RAL code ² double-sided
³ Value of containing product at full load (undimmed)
⁴ incl. consideration of optical losses, internal control unit losses & operating device efficiency

Installation instructions



SQUADRO double-sided wallwasher

trim
049-2020038A



Project / Type

Notes

Count / Date

Maintenance Factors

Operating Time [h]	10 000	20 000	30 000	40 000	50 000
LLMF	0.977	0.94	0.905	0.871	0.838
LSF	1	1	1	1	1
MF	LMF × RSMF × LLMF × LSF		RSMF ^a	Room Surface Maintenance Factor	
MF	Maintenance Factor		LLMF	Lamp Lumens Maintenance Factor	
LMF ^a	Luminaire Maintenance Factor		LSF	Lamp Survival Faktor	

^a According to "CIE 97, Maintenance of indoor electric lighting systems", 2005, ISBN 3-900-734-34-8. The values must be determined by the planner.

Circuit Breaker Types

Automatic Circuit Breaker Type	Number of Fixtures
B10	6
B13	8
B16	10
B20	12
C10	10
C13	13
C16	16
C20	20

Optical accessories

IP40 PROTECTION GLASS

TYPE	ARTICLE NUMBER(S)
2 x 2 lamps / double-sided	049-2920010

