

MOVE IN 32 flex round

trim

063-8211414F 063-8821117 002-90743



Project / Type _____

Notes _____

Count / Date _____



General

Ceiling , Semi-Recessed _____

tilt max 90° _____

rotation 360° _____

chrome _____

Mounting set traffic white _____

IP20 _____

750 lm _____

LED

2700 K _____

CRI ≥ 90 _____

L80 / 50000 h _____

initial MacAdam ≤ 2 SDCM _____

R_g: 99 , R_r: 91 , R_{t(1-15)}: 89 _____

MR 0.53 _____

MDER 0.48 _____

Optical

flood _____

beam angle 34° _____

PstLM ≤ 1.0 ¹ _____

SVM ≤ 0.4 ¹ _____

Electrical

DALI-2 _____

system 11.6 W _____

inset 8.7 W _____

36 Vf _____

250 mA _____

PC2 220-240V _____

system 65 lm/W² _____

inset 86 lm/W³ _____

1 DALI Addr. _____

Physical

trim _____

diameter 65 mm _____

height 93 mm _____

0.45 kg _____

Cutout

diameter 54 mm _____

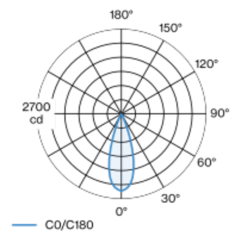
min. ceiling thickness 2 mm _____

max. ceiling thickness 25 mm _____

recessed depth 140 mm _____

Round spotlight element in aluminium; surface chrome; installation without tools in mounting set due to patented ball catch system; recessed light with trim traffic white; suitable for ceiling thickness of 2-25 mm; spotlight element height adjustable without tools: flush with the ceiling, or extended 25 mm or 35 mm; 360° rotatable and 90° tiltable; passive cooling of the LEDs through improved heat sink geometry; with COB (Chip on Board) technology for maximum efficiency; no appearance of multiple shadows; light colour 2700 K; binning initial MacAdam ≤ 2 SDCM; CRI ≥ 90; min. 80% of luminous flux after 50000 operating hours; energy efficient LEDs with high CRI; high quality, aluminium, vapour deposition coated reflector with faceted lens design; precise radiation characteristic with 34° beam; good glare control through recessed light point level; optical attachment available as accessory; accessories are listed separately; degree of protection IP20; PC2 220-240V; incl. DALI-2 converter; converter wired secondary side; light source replaceable by an authorized professional; control gear replaceable by an authorized professional;

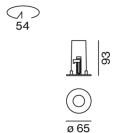
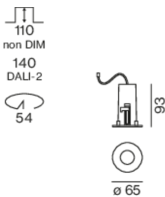
Light distribution



flood 34°

h (m)	E0° (lx)	ø (m)
1	2450	0.61
2	610	1.21
3	270	1.82
4	150	2.42
5	100	3.03

Product drawing



MOVE IN 32 flex round

trim

063-8211414F 063-8821117 002-90743



Project / Type

Notes

Count / Date

Installation
instructions



Lighting
calculator

