

MOVE IN 45 square

trim

063-8421518V 063-8842117 002-90726



Project / Type _____

Notes _____

Count / Date _____



General

Ceiling , Semi-Recessed _____

black , RAL9005 ¹ _____

Mounting set traffic white _____

IP20 _____

346 lm _____

LED

3000 K _____

CRI ≥ 90 _____

L85 / 50000 h _____

initial MacAdam ≤ 2 SDCM _____

R_g: 98 , R_r: 91 , R_{t(1-15)}: 89 _____

MR 0.6 _____

MDER 0.55 _____

Optical

super spot _____

beam angle 8° _____

PstLM ≤ 1.0 ² _____

SVM ≤ 0.4 ² _____

Electrical

non DIM _____

9.2 W _____

inset 6.9 W _____

11 Vf _____

600 mA _____

PC2 220-240V _____

38 lm/W _____

inset 50 lm/W _____

Physical

trim _____

diameter 78 mm _____

height 105 mm _____

0.37 kg _____

Cutout

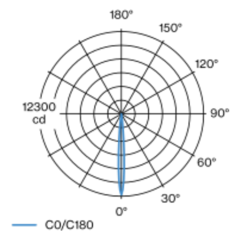
diameter 70 mm _____

min. ceiling thickness 2 mm _____

max. ceiling thickness 25 mm _____

recessed depth 180 mm _____

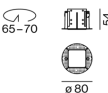
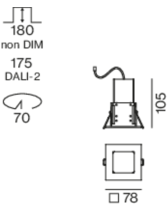
Light distribution



super spot 8°

h (m)	E0° (lx)	ø (m)
1	12100	0.14
2	3000	0.28
3	1300	0.41
4	800	0.55
5	500	0.69

Product drawing



¹ RAL code ² Value of containing product at full load (undimmed)

Installation instructions



Lighting calculator

