

MOVE IN 45 square

trim

063-8421418V 063-8842117 002-90726



Project / Type

Notes

Count / Date



General

Ceiling , Semi-Recessed

black , RAL 9005 ¹

Mounting set traffic white

IP20

406 lm

fixture 59 lm/W²

LED

2700 K

CRI ≥ 90

L85 / 50000 h

initial MacAdam ≤ 3 SDCM

R_g: 99 , R_f: 91 , R₍₁₋₁₅₎: 89

MR 0.54

MDER 0.49

Optical

super spot

beam angle 8°

PstLM ≤ 1.0 ³

SVM ≤ 0.4 ³

Electrical

non DIM

220-240 V

system 9.2 W

fixture 6.9 W

11 Vf

600 mA

PC2

Physical

trim

diameter 78 mm

height 105 mm

0.37 kg

Cutout

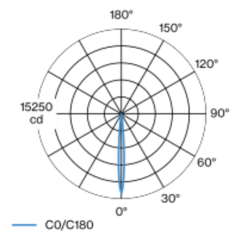
diameter 70 mm

min. ceiling thickness 2 mm

max. ceiling thickness 25 mm

recessed depth 180 mm

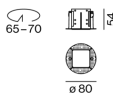
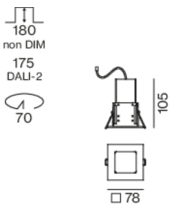
Light distribution



super spot 8°

h (m)	E0° (lx)	ø (m)
1	14200	0.14
2	3500	0.28
3	1600	0.41
4	900	0.55
5	600	0.69

Product drawing



¹ RAL code

² FIXTURE: incl. consideration of optical losses & internal control unit losses SYSTEM: incl. consideration of optical losses, internal control unit losses & operating device efficiency.

³ Value of containing product at full load (undimmed)

Installation instructions



Lighting calculator

