

# MOVE IN 45 square

trim

063-8421514F 063-8842118 002-90724



Project / Type

Notes

Count / Date



## General

Ceiling , Semi-Recessed

chrome

Mounting set jet black

IP20

1310 lm

fixture 97 lm/W<sup>1</sup>

## LED

3000 K

CRI ≥ 90

L80 / 50000 h

initial MacAdam ≤ 2 SDCM

R<sub>g</sub>: 100 , R<sub>f</sub>: 91 , R<sub>f(1-5)</sub>: 88

MR 0.59

MDER 0.53

## Optical

flood

beam angle 36°

PstLM ≤ 1.0 <sup>2</sup>

SVM ≤ 0.4 <sup>2</sup>

## Electrical

non DIM

220-240 V

system 15.9 W

fixture 13.5 W

36 Vf

400 mA

PC2

## Physical

trim

diameter 78 mm

height 105 mm

0.41 kg

## Cutout

diameter 70 mm

min. ceiling thickness 2 mm

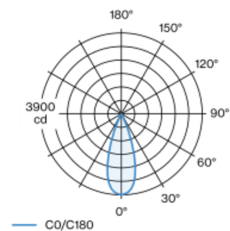
max. ceiling thickness 25 mm

recessed depth 180 mm

<sup>1</sup> FIXTURE: incl. consideration of optical losses & internal control unit losses SYSTEM: incl. consideration of optical losses, internal control unit losses & operating device efficiency.  
<sup>2</sup> Value of containing product at full load (undimmed)

Square spotlight element in aluminium; surface chrome; installation without tools in mounting set due to patented ball catch system; recessed light with trim jet black; suitable for ceiling thickness of 2-25 mm; spotlight element height adjustable without tools: flush with the ceiling, or extended 25 mm or 35 mm; passive cooling of the LEDs through improved heat sink geometry; with COB (Chip on Board) technology for maximum efficiency; no appearance of multiple shadows; light colour 3000 K; binning initial MacAdam ≤ 2 SDCM; CRI ≥ 90; min. 80% of luminous flux after 50000 operating hours; energy efficient LEDs with high CRI; high quality, aluminium, vapour deposition coated reflector with faceted lens design; precise radiation characteristic with 36° beam; good glare control through recessed light point level; optical attachment available as accessory; accessories are listed separately; degree of protection IP20; PC2; 220-240 V; incl. converter, non dimmable; converter wired secondary side; light source replaceable by an authorized professional; control gear replaceable by an authorized professional;

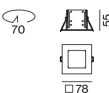
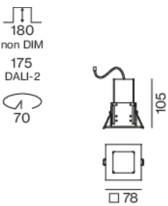
## Light distribution



flood 36°

h (m)	E0° (lx)	ø (m)
1	3900	0.65
2	980	1.29
3	430	1.94
4	240	2.59
5	160	3.23

## Product drawing



## Installation instructions



## Lighting calculator



# MOVE IN 45 square

trim

063-8421514F 063-8842118 002-90724



Project / Type

Notes

Count / Date

## Maintenance Factors

Operating Time [h]	10 000	20 000	30 000	40 000	50 000
LLMF	0.96	0.92	0.88	0.85	0.81
LSF	1	1	1	1	1
MF	LMF × RSMF × LLMF × LSF		RSMF <sup>a</sup>	Room Surface Maintenance Factor	
MF	Maintenance Factor		LLMF	Lamp Lumens Maintenance Factor	
LMF <sup>a</sup>	Luminaire Maintenance Factor		LSF	Lamp Survival Faktor	

<sup>a</sup> According to "CIE 97, Maintenance of indoor electric lighting systems", 2005, ISBN 3-900-734-34-8. The values must be determined by the planner.

## Circuit Breaker Types

Automatic Circuit Breaker Type	Number of Fixtures
B10	31
B13	40
B16	50
B20	62
B25	78
C10	52
C13	67
C16	85
C20	104
C25	130

## Components

### MOUNTING HOUSING with trim

COLOUR	L-W-H (MM)	ARTICLE NUMBER(S)
jet black	78-78-55	063-8842118



### POWER SUPPLY

TYPE	L-W-H (MM)	ARTICLE NUMBER(S)
22 W	180-30-21	002-90724



## Optional electrical accessories

### DIN RAIL POWER SUPPLY

TYPE	L-W-H (MM)	ARTICLE NUMBER(S)
160 W	72-90-63	005-6520210



### DIN RAIL LED DRIVER

TYPE	L-W-H (MM)	ARTICLE NUMBER(S)
DALI-2   200-1050 mA   2 x 42W	36-88-59	005-6121030



## Other accessories

### SPECIAL MOUNTING TOOL

TYPE	Ø (MM)	ARTICLE NUMBER(S)
necessary to install mounting housing trimless	100	063-8912110



## Optical accessories

### HONEYCOMB LOUVER

COLOUR	Ø (MM)	ARTICLE NUMBER(S)
jet black	42	007-1965188



[‘063-8421514F 063-8842118 002-90724’] The technical data represent rated values for an ambient temperature of 25°C. The data values for the luminous flux are initially subject to a tolerance of +/- 10%, those for the electrical connected load are initially subject to a tolerance of +/- 10%, and those for the colour temperature are initially subject to a tolerance of +/- 150 K. No liability is assumed for typographical or printing errors. The general terms and conditions of XAL GmbH apply.  
© XAL GmbH · Auer-Welsbach-Gasse 36 · 8055 Graz · Austria · [www.xal.com](http://www.xal.com)

08.04.2025