

MOVE IN 45 square

trim

063-8421516M 063-8842118 002-90724



Project / Type

Notes

Count / Date



UGR

≤ 10

CRI

≥ 90

General

Ceiling , Semi-Recessed

brushed aluminium

Mounting set jet black

IP20

1270 lm

LED

3000 K

CRI ≥ 90

L80 / 50000 h

initial MacAdam ≤ 2 SDCM

R_g: 100 , R_f: 91 , R_{f(1-15)}: 88

MR 0.59

MDER 0.53

Optical

medium

beam angle 24°

PstLM ≤ 1.0 ¹

SVM ≤ 0.4 ¹

Electrical

non DIM

15.9 W

inset 13.5 W

36 Vf

400 mA

PC2 220-240V

80 lm/W

Physical

trim

diameter 78 mm

height 105 mm

0.41 kg

Cutout

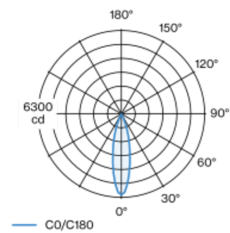
diameter 70 mm

min. ceiling thickness 2 mm

max. ceiling thickness 25 mm

recessed depth 180 mm

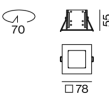
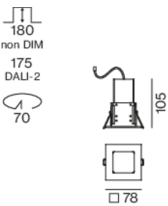
Light distribution



medium 24°

h (m)	E0° (lx)	ø (m)
1	6120	0.43
2	1530	0.86
3	680	1.30
4	380	1.73
5	240	2.16

Product drawing



¹ Value of containing product at full load (undimmed)

Installation instructions

Lighting calculator



MOVE IN 45 square

trim

063-8421516M 063-8842118 002-90724



Project / Type

Notes

Count / Date

Maintenance Factors

Operating Time [h]	10 000	20 000	30 000	40 000	50 000
LLMF	0.96	0.92	0.89	0.85	0.82
LSF	1	1	1	1	1
MF	LMF × RSMF × LLMF × LSF		RSMF ^a Room Surface Maintenance Factor		
MF	Maintenance Factor		LLMF Lamp Lumens Maintenance Factor		
LMF ^a	Luminaire Maintenance Factor		LSF Lamp Survival Faktor		

^a According to "CIE 97, Maintenance of indoor electric lighting systems", 2005, ISBN 3-900-734-34-8. The values must be determined by the planner.

Circuit Breaker Types

Automatic Circuit Breaker Type	Number of Fixtures
B10	31
B13	40
B16	50
B20	62
B25	78
C10	52
C13	67
C16	85
C20	104
C25	130

Components

MOUNTING HOUSING with trim

COLOUR	L-W-H (MM)	ARTICLE NUMBER(S)
jet black	78-78-55	063-8842118



POWER SUPPLY

TYPE	L-W-H (MM)	ARTICLE NUMBER(S)
22 W	180-30-21	002-90724



Optional electrical accessories

DIN RAIL POWER SUPPLY

TYPE	L-W-H (MM)	ARTICLE NUMBER(S)
160 W	72-90-63	005-6520210



DIN RAIL LED DRIVER

TYPE	L-W-H (MM)	ARTICLE NUMBER(S)
DALI-2 200-1050 mA 2 x 42W	36-88-59	005-6121030



Other accessories

SPECIAL MOUNTING TOOL

TYPE	Ø (MM)	ARTICLE NUMBER(S)
necessary to install mounting housing trimless	100	063-8912110



Optical accessories

HONEYCOMB LOUVER

COLOUR	Ø (MM)	ARTICLE NUMBER(S)
jet black	42	007-1965188

