

# MITA circle 160

trim


074-8122D17R 002-91121



Project / Type

Notes

Count / Date



### General

Ceiling , Recessed

white , RAL9016 <sup>1</sup>

Reflector chrome

IP20

835 lm

### LED

tunable white

2700 K - 6500 K

CRI ≥ 90

L90 / 50000 h

initial MacAdam ≤ 3 SDCM

R<sub>g</sub>: 101 , R<sub>r</sub>: 90 , R<sub>t(1-5)</sub>: 88

MR 0.51

MDER 0.46

### Optical

Reflector

symmetric

UGR < 19 , ≥65° <1500 cd/m<sup>2</sup>

P<sub>stLM</sub> ≤ 1.0 <sup>2</sup>

SVM ≤ 0.4 <sup>2</sup>

### Electrical

DALI-2 DT8

system 8.1 W

inset 6.1 W

22 Vf

93 mA

PC2 220-240V

system 103 lm/W<sup>3</sup>

inset 138 lm/W<sup>4</sup>

1 DALI Addr.

### Physical

trim

diameter 165 mm

height 47 mm

0.64 kg

### Cutout

diameter 154 mm

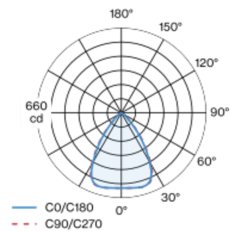
min. ceiling thickness 2 mm

max. ceiling thickness 25 mm

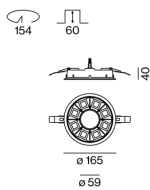
recessed depth 60 mm

Ring-shaped light fitting in die-cast aluminium; extremely slim design; recessed light with wrap around edge; suitable for ceiling thickness of 2-25 mm; surface white powder coated; incl. blind cover made of plastic in the cut-out; SASSO 60 round or SPIO 60 for installation in the cut-out available as an accessory; light colour: tunable white diodes (2700-6500 K); binning initial MacAdam ≤ 3 SDCM; CRI ≥ 90; min. 90% of luminous flux after 50000 operating hours; energy efficient LEDs with high CRI; high gloss reflector with faceted design; Reflector chrome; UGR ≤ 19; VDU compatible workplace luminaire according to DIN EN 12464-1; luminance above 65° ≤ 1500 cd/m<sup>2</sup>; degree of protection IP20; PC2 220-240V; internal wiring in light halogen free; incl. DALI-2 / DT8 converter; converter wired secondary side; through wiring connection box, 3-pole or 5-pole, available as an accessory; accessories are listed separately; light source replaceable by an authorized professional; control gear replaceable by an authorized professional;

### Light distribution



### Product drawing



<sup>1</sup> RAL code <sup>2</sup> Value of containing product at full load (undimmed)  
<sup>3</sup> incl. optical losses and the efficiency of the operating device (converter)  
<sup>4</sup> incl. optical losses



# MITA circle 160

trim

074-8122D17R 002-91121



Project / Type

Notes

Count / Date

Installation  
instructions



Lighting  
calculator



# MITA circle 160

trim

074-8122D17R 002-91121



Project / Type

Notes

Count / Date

## Maintenance Factors

Operating Time [h]	10 000	20 000	30 000	40 000	50 000
LLMF	0.98	0.96	0.94	0.92	0.9
LSF	1	1	1	1	1

MF	LMF × RSMF × LLMF × LSF	RSMF <sup>a</sup>	Room Surface Maintenance Factor
MF	Maintenance Factor	LLMF	Lamp Lumens Maintenance Factor
LMF <sup>a</sup>	Luminaire Maintenance Factor	LSF	Lamp Survival Faktor

<sup>a</sup> According to "CIE 97, Maintenance of indoor electric lighting systems", 2005, ISBN 3-900-734-34-8. The values must be determined by the planner.

## Components

### POWER SUPPLY

TYPE	L-W-H (MM)	ARTICLE NUMBER(S)
45 W	129-79-30	002-91121

