

# SASSO 100 round wallwasher

trimless exposed concrete

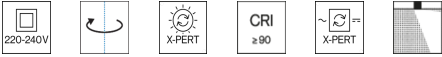
048-2740519A 048-2795210 002-90774



Project / Type \_\_\_\_\_

Notes \_\_\_\_\_

Count / Date \_\_\_\_\_



## General

Ceiling , Recessed \_\_\_\_\_

rotation 360° \_\_\_\_\_

gold , RAL260-M <sup>1</sup> \_\_\_\_\_

Mounting set white aluminium \_\_\_\_\_

IP20 \_\_\_\_\_

1940 lm \_\_\_\_\_

## LED

3000 K \_\_\_\_\_

CRI ≥ 90 \_\_\_\_\_

L70 / 50000 h \_\_\_\_\_

initial MacAdam ≤ 3 SDCM \_\_\_\_\_

R<sub>g</sub>: 97 , R<sub>f</sub>: 91 , R<sub>(1-15)</sub>: 89 \_\_\_\_\_

MR 0.6 \_\_\_\_\_

MDER 0.54 \_\_\_\_\_

## Optical

wallwasher \_\_\_\_\_

PstLM ≤ 1.0 <sup>2</sup> \_\_\_\_\_

SVM ≤ 0.4 <sup>2</sup> \_\_\_\_\_

## Electrical

non DIM \_\_\_\_\_

29.4 W \_\_\_\_\_

inset 25.0 W \_\_\_\_\_

36 Vf \_\_\_\_\_

350 mA \_\_\_\_\_

PC2 220-240V \_\_\_\_\_

66 lm/W<sup>3</sup> \_\_\_\_\_

inset 78 lm/W<sup>4</sup> \_\_\_\_\_

## Physical

trimless for exposed concrete ceiling \_\_\_\_\_

length 230 mm \_\_\_\_\_

width 230 mm \_\_\_\_\_

height 162 mm \_\_\_\_\_

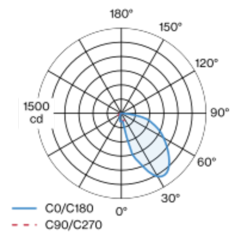
2.78 kg \_\_\_\_\_

## Cutout

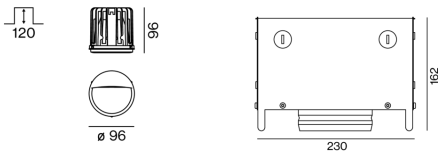
recessed depth 120 mm \_\_\_\_\_

Round recessed spotlight in die-cast aluminium; 1 lamp; surface gold; 360° rotatable; installation without tools in mounting set due to patented ball catch system; concrete housings for exposed concrete ceilings; for trimless installation; passive cooling of the LEDs through improved heat sink geometry; with COB (Chip on Board) technology for maximum efficiency; no appearance of multiple shadows; light colour 3000 K; binning initial MacAdam ≤ 3 SDCM; CRI ≥ 90; min. 70% of luminous flux after 50000 operating hours; energy efficient LEDs with high CRI; with specially computed, asymmetrical reflector for homogeneous lighting intensity; high quality reflector with micro-faceted, aluminum-vaporised surface; PC2 220-240V; incl. converter, non dimmable; through wiring connection box, 3-pole or 5-pole, available as an accessory; accessories are listed separately; light source replaceable by an authorized professional; control gear replaceable by an authorized professional;

## Light distribution



## Product drawing



<sup>1</sup> RAL code <sup>2</sup> Value of containing product at full load (undimmed)  
<sup>3</sup> incl. optical losses and the efficiency of the operating device (converter)  
<sup>4</sup> incl. optical losses

## Installation instructions



## Lighting calculator



# SASSO 100 round wallwasher

trimless exposed concrete

048-2740519A 048-2795210 002-90774



Project / Type

Notes

Count / Date

## Maintenance Factors

Operating Time [h]	10 000	20 000	30 000	40 000	50 000
LLMF	0.95	0.9	0.84	0.8	0.75
LSF	1	1	1	1	1
MF	LMF × RSMF × LLMF × LSF		RSMF <sup>a</sup>	Room Surface Maintenance Factor	
MF	Maintenance Factor		LLMF	Lamp Lumens Maintenance Factor	
LMF <sup>a</sup>	Luminaire Maintenance Factor		LSF	Lamp Survival Faktor	

<sup>a</sup> According to "CIE 97, Maintenance of indoor electric lighting systems", 2005, ISBN 3-900-734-34-8. The values must be determined by the planner.

## Circuit Breaker Types

Automatic Circuit Breaker Type	Number of Fixtures
B10	20
B16	32
C10	33
C16	53

## Components

### EXPOSED CONCRETE MOUNTING HOUSING

COLOUR	L-W-H (MM)	ARTICLE NUMBER(S)
white aluminium	230-230-162	048-2795210



### CONVERTER

TYPE	L-W-H (MM)	ARTICLE NUMBER(S)
30 W	143-43-30	002-90774



## Mounting accessories

### THROUGH WIRING CONNECTION BOX

TYPE	L-W-H (MM)	ARTICLE NUMBER(S)
non DIM cable ø 4 – 12 mm	105-58-30	005-2531110
DALI cable ø 4 – 12 mm	105-58-30	005-2551110



## Mounting accessories

### PRIMED CONCRETE MOUNTING HOUSING

COLOUR	L-W-H (MM)	ARTICLE NUMBER(S)
white aluminium	614-307-120	048-2695110



## Optional electrical accessories

### DIN RAIL POWER SUPPLY

TYPE	L-W-H (MM)	ARTICLE NUMBER(S)
160 W	72-90-63	005-6520210



### DIN RAIL LED DRIVER

TYPE	L-W-H (MM)	ARTICLE NUMBER(S)
DALI-2   200-1050 mA   2 x 42W	36-88-59	005-6121030

