

VARO 80 S

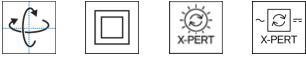
track
180-6422017F



Project / Type _____

Notes _____

Count / Date _____



General

Ceiling , Track
tilt max 90°
rotation 355°
white , RAL 9016 ¹
IP20
2760 lm

LED

3000 K
CRI ≥ 90
L80 / 50000 h
initial MacAdam ≤ 2 SDCM
R_g: 98 , R_f: 91 , R₍₁₋₁₅₎: 93
MR 0.54
MDER 0.49

Optical

flood
beam angle 39°
PstLM ≤ 1.0 ²
SVM ≤ 0.4 ²

Track light made of die-cast aluminium; surface white powder coated; 355° rotatable and 90° tiltable; integrated converter in the plastic adapter; passive cooling of the LEDs through improved heat sink geometry; with COB (Chip on Board) technology for maximum efficiency; no appearance of multiple shadows; light colour 3000 K; binning initial MacAdam ≤ 2 SDCM; CRI ≥ 90; min. 80% of luminous flux after 50000 operating hours; energy efficient LEDs with high CRI; including high quality aluminium reflector with spherical reflector; high gloss anodised; neutral colour reflection through absolute freedom from interference colour; for brilliant object staging; precise radiation characteristic with 39° beam; installed and exchanged without tools; optical attachments available as accessories; optical attachments can be combined; accessories are listed separately; degree of protection IP20; PC2; 220-240 V; incl. converter, non dimmable; adapter for toolless insertion or movement on a variety of 3-phase power tracks; light source replaceable by an authorized professional; control gear replaceable by an authorized professional;

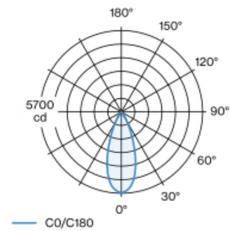
Electrical

non DIM
220-240 V
system 21.1 W
system 131 lm/W³
PC2

Physical

diameter 87 mm
height 80 mm
0.68 kg

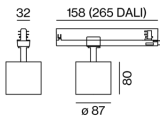
Light distribution



flood 39°

h (m)	EO° (lx)	ø (m)
1	5670	0.70
2	1420	1.40
3	630	2.10
4	350	2.80
5	230	3.50

Product drawing



¹ RAL code ² Value of containing product at full load (undimmed)
³ FIXTURE: incl. consideration of optical losses & internal control unit losses SYSTEM: incl. consideration of optical losses, internal control unit losses & operating device efficiency.

Installation instructions



Lighting calculator



VARO 80 S

track
180-6422017F



Project / Type _____

Notes _____

Count / Date _____

Maintenance Factors

Operating Time [h]	10 000	20 000	30 000	40 000	50 000
LLMF	0.977	0.94	0.905	0.871	0.838
LSF	1	1	1	1	1
MF	LMF × RSMF × LLMF × LSF		RSMF ^a Room Surface Maintenance Factor		
MF	Maintenance Factor		LLMF Lamp Lumens Maintenance Factor		
LMF ^a	Luminaire Maintenance Factor		LSF Lamp Survival Faktor		

^a According to "CIE 97, Maintenance of indoor electric lighting systems", 2005, ISBN 3-900-734-34-8. The values must be determined by the planner.

Circuit Breaker Types

Automatic Circuit Breaker Type	Number of Fixtures
B10	17
B13	21
B16	27
B20	33
C10	28
C13	36
C16	44
C20	55

Optical accessories

HONEYCOMB LOUVER

Ø (MM)	ARTICLE NUMBER(S)
75	080-6401118



Optical accessories

LINEAR PRISMATIC LENS

Ø (MM)	ARTICLE NUMBER(S)
75	080-6402110P



Optical accessories

SNOOT

TYPE	Ø (MM)	ARTICLE NUMBER(S)
short	66	080-6403118
medium	66	080-6403218
angle	66	080-6403318

