

# VARO 80 S

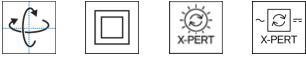
track  
180-6422017S



Project / Type \_\_\_\_\_

Notes \_\_\_\_\_

Count / Date \_\_\_\_\_



## General

Ceiling , Track  
tilt max 90°  
rotation 355°  
white , RAL 9016 <sup>1</sup>  
IP20  
2750 lm

## LED

3000 K  
CRI ≥ 90  
L80 / 50000 h  
initial MacAdam ≤ 2 SDCM  
R<sub>g</sub>: 98 , R<sub>f</sub>: 91 , R<sub>(1-15)</sub>: 93  
MR 0.54  
MDER 0.49

## Optical

spot  
beam angle 20°  
PstLM ≤ 1.0 <sup>2</sup>  
SVM ≤ 0.4 <sup>2</sup>

Track light made of die-cast aluminium; surface white powder coated; 355° rotatable and 90° tiltable; integrated converter in the plastic adapter; passive cooling of the LEDs through improved heat sink geometry; with COB (Chip on Board) technology for maximum efficiency; no appearance of multiple shadows; light colour 3000 K; binning initial MacAdam ≤ 2 SDCM; CRI ≥ 90; min. 80% of luminous flux after 50000 operating hours; energy efficient LEDs with high CRI; including high quality aluminium reflector with spherical reflector; high gloss anodised; neutral colour reflection through absolute freedom from interference colour; for brilliant object staging; precise radiation characteristic with 20° beam; installed and exchanged without tools; optical attachments available as accessories; optical attachments can be combined; accessories are listed separately; degree of protection IP20; PC2; 220-240 V; incl. converter, non dimmable; adapter for toolless insertion or movement on a variety of 3-phase power tracks; light source replaceable by an authorized professional; control gear replaceable by an authorized professional;

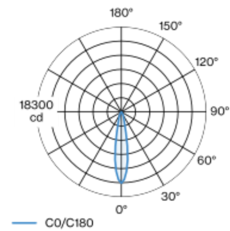
## Electrical

non DIM  
220-240 V  
system 21.1 W  
system 130 lm/W<sup>3</sup>  
PC2

## Physical

diameter 87 mm  
height 80 mm  
0.47 kg

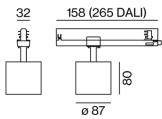
## Light distribution



spot 20°

h (m)	E0° (lx)	ø (m)
1	15300	0.34
2	3800	0.69
3	1700	1.03
4	1000	1.38
5	600	1.72

## Product drawing



<sup>1</sup> RAL code <sup>2</sup> Value of containing product at full load (undimmed)  
<sup>3</sup> FIXTURE: incl. consideration of optical losses & internal control unit losses SYSTEM: incl. consideration of optical losses, internal control unit losses & operating device efficiency.

## Installation instructions



## Lighting calculator



# VARO 80 S

track  
180-6422017S



Project / Type \_\_\_\_\_

Notes \_\_\_\_\_

Count / Date \_\_\_\_\_

## Maintenance Factors

Operating Time [h]	10 000	20 000	30 000	40 000	50 000
LLMF	0.977	0.94	0.905	0.871	0.838
LSF	1	1	1	1	1
MF	LMF × RSMF × LLMF × LSF		RSMF <sup>a</sup>	Room Surface Maintenance Factor	
MF	Maintenance Factor		LLMF	Lamp Lumens Maintenance Factor	
LMF <sup>a</sup>	Luminaire Maintenance Factor		LSF	Lamp Survival Faktor	

<sup>a</sup> According to "CIE 97, Maintenance of indoor electric lighting systems", 2005, ISBN 3-900-734-34-8. The values must be determined by the planner.

## Circuit Breaker Types

Automatic Circuit Breaker Type	Number of Fixtures
B10	17
B13	21
B16	27
B20	33
C10	28
C13	36
C16	44
C20	55

## Optical accessories

### HONEYCOMB LOUVER

Ø (MM)	ARTICLE NUMBER(S)
75	080-6401118



## Optical accessories

### LINEAR PRISMATIC LENS

Ø (MM)	ARTICLE NUMBER(S)
75	080-6402110P



## Optical accessories

### SNOOT

TYPE	Ø (MM)	ARTICLE NUMBER(S)
short	66	080-6403118
medium	66	080-6403218
angle	66	080-6403318

