




Project / Type

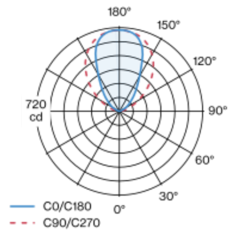
Notes

Count / Date

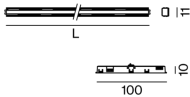


Linear light inset made of plastic; light inset can be installed and moved without tools by means of clip mount; flush with profile system; power supplied via MOVE IT system track profile; rear supply by means of Feeder; hot plug protection; fitted with single LED light points; with indirect light component for additional accentuation of the ceiling or wall; passive cooling of the LEDs through improved heat sink geometry; light colour 4000 K; binning initial MacAdam  $\leq 3$  SDCM; CRI  $\geq 90$ ; min. 90% of luminous flux after 50000 operating hours; energy efficient LEDs with high CRI; degree of protection IP20; PC3; 48 V; DALI-2 control; flicker-free visual comfort through analogue current control (minimum value 1%); light source not replaceable;

Light distribution



Product drawing



General

Ceiling / Wall , Track

IP20

1190 lm

optical inset 107 lm/W<sup>1</sup>

LED

4000 K

CRI  $\geq 90$

L90 / 50000 h

initial MacAdam  $\leq 3$  SDCM

R<sub>g</sub>: 99 , R<sub>f</sub>: 92 , R<sub>(1-15)</sub>: 90

MR 0.81

MDER 0.74

Optical

medium

PstLM  $\leq 1.0$  <sup>2</sup>

SVM  $\leq 0.4$  <sup>2</sup>

Electrical

DALI-2

48 V

fixture 15.8 W

fixture 75 lm/W<sup>3</sup>

optical inset 11.1 W

PC3

1 DALI Addr.

Physical

length 1000 mm

width 11 mm

height 10 mm

<sup>1</sup> OPTICAL INSET: incl. consideration of optical losses  
<sup>2</sup> Value of containing product at full load (undimmed)  
<sup>3</sup> FIXTURE: incl. consideration of optical losses & internal control unit losses SYSTEM: incl. consideration of optical losses, internal control unit losses & operating device efficiency.

Installation instructions

