




Project / Type

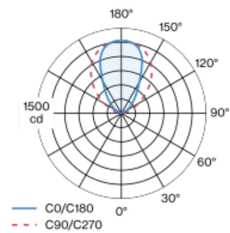
Notes

Count / Date

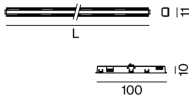


Linear light inset made of plastic; light inset can be installed and moved without tools by means of clip mount; flush with profile system; power supplied via MOVE IT system track profile; rear supply by means of Feeder; hot plug protection; fitted with single LED light points; with indirect light component for additional accentuation of the ceiling or wall; passive cooling of the LEDs through improved heat sink geometry; light colour 2700 K; binning initial MacAdam ≤ 3 SDCM; CRI ≥ 90 ; min. 90% of luminous flux after 50000 operating hours; energy efficient LEDs with high CRI; degree of protection IP20; PC3; 48 V; DALI-2 control; flicker-free visual comfort through analogue current control (minimum value 1%); light source not replaceable;

Light distribution



Product drawing



General

Ceiling / Wall , Track

IP20

2170 lm

optical inset 98 lm/W¹

LED

2700 K

CRI ≥ 90

L90 / 50000 h

initial MacAdam ≤ 3 SDCM

R_g: 101 , R_r: 90 , R_{f(1-15)}: 88

MR 0.51

MDER 0.46

Optical

medium

PstLM ≤ 1.0 ²

SVM ≤ 0.4 ²

Electrical

DALI-2

48 V

fixture 32 W

fixture 68 lm/W³

optical inset 221 W

PC3

1 DALI Addr.

Physical

length 2000 mm

width 11 mm

height 10 mm

¹ OPTICAL INSET: incl. consideration of optical losses
² Value of containing product at full load (undimmed)
³ FIXTURE: incl. consideration of optical losses & internal control unit losses SYSTEM: incl. consideration of optical losses, internal control unit losses & operating device efficiency.

Installation instructions

