

TILA 22 suspended


MOVE IT 10
030-6640434M



Project / Type _____

Notes _____

Count / Date _____



General

Ceiling , Track Suspended _____

chrome _____

IP20 _____

324 lm _____

LED

2700 K _____

CRI ≥ 90 _____

L80 / 50000 h _____

initial MacAdam ≤ 4 SDCM _____

R_g: 99 , R_f: 91 , R₍₁₋₁₅₎: 89 _____

MR 0.53 _____

MDER 0.48 _____

Optical

medium _____

beam angle 26° _____

PstLM ≤ 1.0 ¹ _____

SVM ≤ 0.4 ¹ _____

Electrical

DALI-2 _____

system 5.7 W _____

PC3 _____

system 57 lm/W² _____

1 DALI Addr. _____

Physical

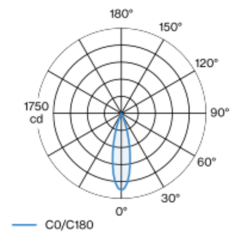
diameter 22 mm _____

height 300 mm _____

1500 mm _____

Decorative pendant light inset made of aluminium; surface polished chrome; light inset can be installed and moved without tools by means of clip mount; power supplied via MOVE IT system track profile; hot plug protection; pendant fitting with 1500mm suspension, incl. feed (black), can be individually shortened; passive cooling of the LEDs through improved heat sink geometry; light colour 2700 K; binning initial MacAdam ≤ 4 SDCM; CRI ≥ 90; min. 80% of luminous flux after 50000 operating hours; energy efficient LEDs with high CRI; good glare control through recessed light point level; high quality reflector; precise radiation characteristic with 26° beam; no multiple shadows; optical attachment available as accessory; accessories are listed separately; degree of protection IP20; PC3; DALI-2 control; flicker-free visual comfort through analogue current control (minimum value 1%); light source replaceable by an authorized professional;

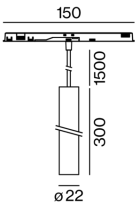
Light distribution



medium 26°

h (m)	E0° (lx)	ø (m)
1	1570	0.46
2	390	0.92
3	170	1.37
4	100	1.83
5	60	2.29

Product drawing



¹ Value of containing product at full load (undimmed)
² incl. optical losses and the efficiency of the operating device (converter)

Lighting calculator

