

TILA 22 suspended

MOVE IT 10


030-6640534F



Project / Type

Notes

Count / Date



General

Ceiling , Track Suspended

chrome

IP20

354 lm

LED

3000 K

CRI ≥ 90

L80 / 50000 h

initial MacAdam ≤ 3 SDCM

R_g: 100 , R_f: 91 , R_{f(1-5)}: 88

MR 0.59

MDER 0.53

Optical

flood

beam angle 43°

PstLM ≤ 1.0 ¹

SVM ≤ 0.4 ¹

Electrical

DALI-2

system 5.7 W

PC3

system 62 lm/W²

1 DALI Addr.

Physical

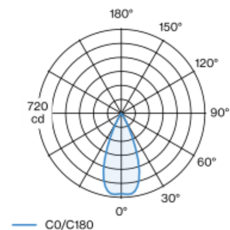
diameter 22 mm

height 300 mm

1500 mm

Decorative pendant light inset made of aluminium; surface polished chrome; light inset can be installed and moved without tools by means of clip mount; power supplied via MOVE IT system track profile; hot plug protection; pendant fitting with 1500mm suspension, incl. feed (black), can be individually shortened; passive cooling of the LEDs through improved heat sink geometry; light colour 3000 K; binning initial MacAdam ≤ 3 SDCM; CRI ≥ 90; min. 80% of luminous flux after 50000 operating hours; energy efficient LEDs with high CRI; good glare control through recessed light point level; high quality reflector; precise radiation characteristic with 43° beam; no multiple shadows; optical attachment available as accessory; accessories are listed separately; degree of protection IP20; PC3; DALI-2 control; flicker-free visual comfort through analogue current control (minimum value 1%); light source replaceable by an authorized professional;

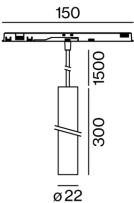
Light distribution



flood 43°

h (m)	E0° (lx)	ø (m)
1	688	0.80
2	172	1.59
3	76	2.39
4	43	3.19
5	28	3.98

Product drawing



¹ Value of containing product at full load (undimmed)
² incl. optical losses and the efficiency of the operating device (converter)

Lighting calculator

