

TILA 22 suspended

MOVE IT 10


030-6640534M



Project / Type _____

Notes _____

Count / Date _____



General

Ceiling , Track Suspended _____

chrome _____

IP20 _____

330 lm _____

optical inset 64 lm/W¹ _____

LED

3000 K _____

CRI ≥ 90 _____

L80 / 50000 h _____

initial MacAdam ≤ 3 SDCM _____

R_g: 100 , R_f: 91 , R_{f(1-15)}: 88 _____

MR 0.59 _____

MDER 0.53 _____

Optical

medium _____

beam angle 26° _____

PstLM ≤ 1.0 ² _____

SVM ≤ 0.4 ² _____

Electrical

DALI-2 _____

48 V _____

fixture 5.7 W _____

fixture 58 lm/W³ _____

optical inset 5.1 W _____

PC3 _____

1 DALI Addr. _____

Physical

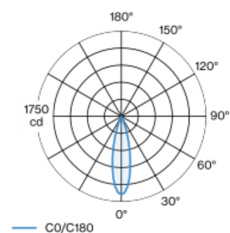
diameter 22 mm _____

height 300 mm _____

1500 mm _____

Decorative pendant light inset made of aluminium; surface polished chrome; light inset can be installed and moved without tools by means of clip mount; power supplied via MOVE IT system track profile; hot plug protection; pendant fitting with 1500mm suspension, incl. feed (black), can be individually shortened; passive cooling of the LEDs through improved heat sink geometry; light colour 3000 K; binning initial MacAdam ≤ 3 SDCM; CRI ≥ 90; min. 80% of luminous flux after 50000 operating hours; energy efficient LEDs with high CRI; good glare control through recessed light point level; high quality reflector; precise radiation characteristic with 26° beam; no multiple shadows; optical attachment available as accessory; accessories are listed separately; degree of protection IP20; PC3; 48 V; DALI-2 control; flicker-free visual comfort through analogue current control (minimum value 1%); light source replaceable by an authorized professional;

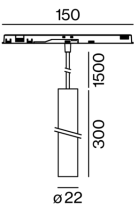
Light distribution



medium 26°

h (m)	E0° (lx)	ø (m)
1	1600	0.46
2	400	0.92
3	180	1.37
4	100	1.83
5	60	2.29

Product drawing



¹ OPTICAL INSET: incl. consideration of optical losses
² Value of containing product at full load (undimmed)
³ FIXTURE: incl. consideration of optical losses & internal control unit losses SYSTEM: incl. consideration of optical losses, internal control unit losses & operating device efficiency.

Lighting calculator

