

TILA 22 suspended

MOVE IT 10


030-6640534S



Project / Type

Notes

Count / Date



General

Ceiling , Track Suspended

chrome

IP20

313 lm

optical inset 61 lm/W¹

LED

3000 K

CRI ≥ 90

L80 / 50000 h

initial MacAdam ≤ 3 SDCM

R_g: 100 , R_f: 91 , R_{f(1-15)}: 88

MR 0.59

MDER 0.53

Optical

spot

beam angle 15°

PstLM ≤ 1.0 ²

SVM ≤ 0.4 ²

Electrical

DALI-2

48 V

fixture 5.7 W

fixture 55 lm/W³

optical inset 5.1 W

PC3

1 DALI Addr.

Physical

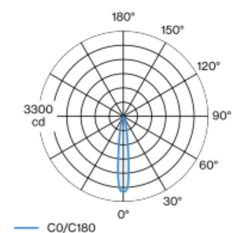
diameter 22 mm

height 300 mm

1500 mm

Decorative pendant light inset made of aluminium; surface polished chrome; light inset can be installed and moved without tools by means of clip mount; power supplied via MOVE IT system track profile; hot plug protection; pendant fitting with 1500mm suspension, incl. feed (black), can be individually shortened; passive cooling of the LEDs through improved heat sink geometry; light colour 3000 K; binning initial MacAdam ≤ 3 SDCM; CRI ≥ 90; min. 80% of luminous flux after 50000 operating hours; energy efficient LEDs with high CRI; good glare control through recessed light point level; high quality reflector; precise radiation characteristic with 15° beam; no multiple shadows; optical attachment available as accessory; accessories are listed separately; degree of protection IP20; PC3; 48 V; DALI-2 control; flicker-free visual comfort through analogue current control (minimum value 1%); light source replaceable by an authorized professional;

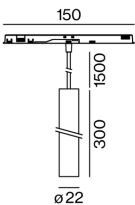
Light distribution



spot 15°

h (m)	E0° (lx)	ø (m)
1	2920	0.27
2	730	0.54
3	320	0.81
4	180	1.08
5	120	1.35

Product drawing



¹ OPTICAL INSET: incl. consideration of optical losses

² Value of containing product at full load (undimmed)

³ FIXTURE: incl. consideration of optical losses & internal control unit losses SYSTEM: incl. consideration of optical losses, internal control unit losses & operating device efficiency.

Lighting calculator

