

# TILA 22 suspended

MOVE IT 10


030-6640634S



Project / Type

Notes

Count / Date



General

Ceiling , Track Suspended

chrome

IP20

341 lm

LED

4000 K

CRI ≥ 90

L80 / 50000 h

initial MacAdam ≤ 3 SDCM

R<sub>g</sub>: 97 , R<sub>f</sub>: 90 , R<sub>(1-15)</sub>: 89

MR 0.81

MDER 0.74

Optical

spot

beam angle 15°

PstLM ≤ 1.0 <sup>1</sup>

SVM ≤ 0.4 <sup>1</sup>

Electrical

DALI-2

system 5.7 W

PC3

system 60 lm/W<sup>2</sup>

1 DALI Addr.

Physical

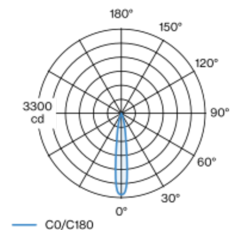
diameter 22 mm

height 300 mm

1500 mm

Decorative pendant light inset made of aluminium; surface polished chrome; light inset can be installed and moved without tools by means of clip mount; power supplied via MOVE IT system track profile; hot plug protection; pendant fitting with 1500mm suspension, incl. feed (black), can be individually shortened; passive cooling of the LEDs through improved heat sink geometry; light colour 4000 K; binning initial MacAdam ≤ 3 SDCM; CRI ≥ 90; min. 80% of luminous flux after 50000 operating hours; energy efficient LEDs with high CRI; good glare control through recessed light point level; high quality reflector; precise radiation characteristic with 15° beam; no multiple shadows; optical attachment available as accessory; accessories are listed separately; degree of protection IP20; PC3; DALI-2 control; flicker-free visual comfort through analogue current control (minimum value 1%); light source replaceable by an authorized professional;

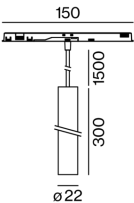
Light distribution



spot 15°

h (m)	E0° (lx)	ø (m)
1	3190	0.27
2	800	0.54
3	350	0.81
4	200	1.08
5	130	1.35

Product drawing



<sup>1</sup> Value of containing product at full load (undimmed)  
<sup>2</sup> incl. optical losses and the efficiency of the operating device (converter)

Lighting calculator

