

NOBA 40 adjustable

MOVE IT 10


030-6800537



Project / Type _____

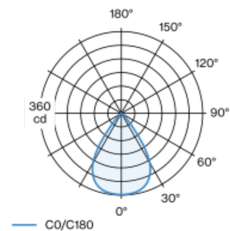
Notes _____

Count / Date _____



Decorative spotlight inset made of aluminium; surface traffic white powder coated; 365° rotatable and 90° tiltable; light inset can be installed and moved without tools by means of clip mount; power supplied via MOVE IT system track profile; hot plug protection; passive cooling of the LEDs through improved heat sink geometry; light colour 3000 K; binning initial MacAdam ≤ 2 SDCM; CRI ≥ 90 ; min. 80% of luminous flux after 50000 operating hours; energy efficient LEDs with high CRI; high quality plano-convex glass lens; beam angle 69°; no multiple shadows; degree of protection IP20; PC3; 48 V; DALI-2 control; flicker-free visual comfort through analogue current control (minimum value 1%); light source replaceable by an authorized professional;

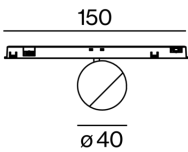
Light distribution



wide flood 69°

h (m)	EO° (lx)	ø (m)
1	358	1.37
2	89	2.74
3	40	4.12
4	22	5.49
5	14	6.86

Product drawing



General

Ceiling / Wall , Track _____

tilt max 90° _____

rotation 365° _____

traffic white , RAL 9016 ¹ _____

IP20 _____

405 lm _____

optical inset 128 lm/W² _____

LED

3000 K _____

CRI ≥ 90 _____

L80 / 50000 h _____

initial MacAdam ≤ 2 SDCM _____

R_g: 100 , R_f: 91 , R_{f(1-5)}: 88 _____

MR 0.59 _____

MDER 0.53 _____

Optical

wide flood _____

beam angle 69° _____

PstLM ≤ 1.0 ³ _____

SVM ≤ 0.4 ³ _____

Electrical

DALI-2 _____

48 V _____

fixture 3.5 W _____

fixture 116 lm/W⁴ _____

optical inset 3.2 W _____

PC3 _____

1 DALI Addr. _____

Physical

diameter 40 mm _____

height 40 mm _____

¹ RAL code

² OPTICAL INSET: incl. consideration of optical losses

³ Value of containing product at full load (undimmed)

⁴ FIXTURE: incl. consideration of optical losses & internal control unit losses SYSTEM: incl. consideration of optical losses, internal control unit losses & operating device efficiency.

Installation instructions

