

MINO 60 high lumen


suspended
046-4235D3GH



Project / Type

Notes

Count / Date



RG0
IEC 62471

220-240V

X-PERT

X-PERT

General

Ceiling , Suspended

grey , RAL9006 ¹

2550 lm/m

IP20

3760 lm

LED

tunable white

2700 K - 6500 K

CRI ≥ 80

L90 / 50000 h

photobio. safety RG 0 - no Risk

initial MacAdam ≤ 3 SDCM

MR 0.48

MDER 0.44

Optical

High Performance Opal

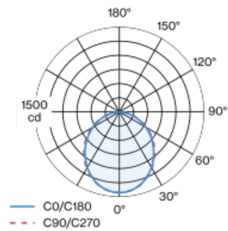
opal (lambertsch)

PstLM ≤ 1.0 ²

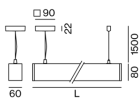
SVM ≤ 0.4 ²

Luminaire housing made of extruded aluminium profile; light tight final end caps made of aluminium; no visible screws; angular design; surface grey powder coated; suspended luminaire with 1500mm cable suspension; with integrated toolless suspension height adjustment on the luminaire; spring clip attachment to the luminaire; freely positionable; incl. feed (white); lighting profile (end cover pre-assembled) available in advance for installation; remaining lamp components mounted without tools; LED light inset consisting of highly reflective lacquered aluminium for improved thermal management; light colour: tunable white diodes (2700-6500 K); binning initial MacAdam ≤ 3 SDCM; CRI ≥ 80; min. 90% of luminous flux after 50000 operating hours; energy efficient LEDs with high CRI; HPO (High Performance Opal) cover for uniform illumination; degree of protection IP20; PC1 220-240V; photobiological safety according to IEC 62471 risk group RG 0 - no Risk; internal wiring in light halogen free; incl. DALI-2 / DT8 converter; light source replaceable by an authorized professional; control gear replaceable by an authorized professional;

Light distribution



Product drawing



Electrical

DALI-2 DT8

31 W

PC1 220-240V

121 lm/W

1 DALI Addr.

21 W/m

Physical

1 cable 1500 mm

length 1480 mm

width 60 mm

height 80 mm

4 kg

¹ RAL code ² Value of containing product at full load (undimmed)

Installation instructions

Lighting calculator

