

MINO 60 high lumen


suspended
046-42M513GH



Project / Type

Notes

Count / Date



RG0
IEC 62471

220-240V

X-PERT

X-PERT

General

Ceiling , Suspended

grey , RAL9006 ¹

2190 lm/m

IP20

3220 lm

LED

4000 K

CRI ≥ 90

L90 / 50000 h

photobio. safety RG 0 - no Risk

initial MacAdam ≤ 3 SDCM

R_g: 99 , R_f: 92 , R₍₁₋₁₅₎: 90

MR 0.81

MDER 0.74

Optical

High Performance Opal

opal (lambertsch)

PstLM ≤ 1.0 ²

SVM ≤ 0.4 ²

Luminaire housing made of extruded aluminium profile; light tight final end caps made of aluminium; no visible screws; angular design; surface grey powder coated; suspended luminaire with 1500mm cable suspension; with integrated toolless suspension height adjustment on the luminaire; spring clip attachment to the luminaire; freely positionable; incl. feed (white); lighting profile (end cover pre-assembled) available in advance for installation; remaining lamp components mounted without tools; LED light inset consisting of highly reflective lacquered aluminium for improved thermal management; light colour 4000 K; binning initial MacAdam ≤ 3 SDCM; CRI ≥ 90; min. 90% of luminous flux after 50000 operating hours; energy efficient LEDs with high CRI; HPO (High Performance Opal) cover for uniform illumination; degree of protection IP20; PC1 220-240V; photobiological safety according to IEC 62471 risk group RG 0 - no Risk; internal wiring in light halogen free; incl. DALI-2 converter; light source replaceable by an authorized professional; control gear replaceable by an authorized professional;

Electrical

DALI-2

system 29.1 W

PC1 220-240V

system 111 lm/W³

1 DALI Addr.

20 W/m

Physical

cable 1500 mm

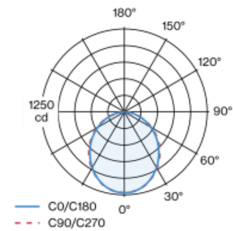
length 1480 mm

width 60 mm

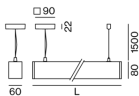
height 80 mm

4 kg

Light distribution



Product drawing



¹ RAL code ² Value of containing product at full load (undimmed)
³ incl. optical losses and the efficiency of the operating device (converter)

Installation instructions



Lighting calculator



MINO 60 high lumen

suspended

046-42M513GH



Project / Type

Notes

Count / Date

Maintenance Factors

| Operating Time [h] | 10 000 | 20 000 | 30 000 | 40 000 | 50 000 |
|--------------------|--------|--------|--------|--------|--------|
| LLMF | 0.98 | 0.96 | 0.94 | 0.92 | 0.9 |
| LSF | 1 | 1 | 1 | 1 | 1 |

MF

LMF × RSMF × LLMF × LSF

MF

Maintenance Factor

LMF^a

Luminaire Maintenance Factor

RSMF^a

Room Surface Maintenance Factor

LLMF

Lamp Lumens Maintenance Factor

LSF

Lamp Survival Faktor

^a According to "CIE 97, Maintenance of indoor electric lighting systems", 2005, ISBN 3-900-734-34-8. The values must be determined by the planner.

Circuit Breaker Types

| Automatic Circuit Breaker Type | Number of Fixtures |
|--------------------------------|--------------------|
| B10 | 7 |
| B13 | 10 |
| B16 | 12 |
| B20 | 14 |
| C10 | 10 |
| C13 | 20 |
| C16 | 24 |
| C20 | 28 |

