

MINO 60 mid lumen

suspended


046-42L811GZ



Project / Type

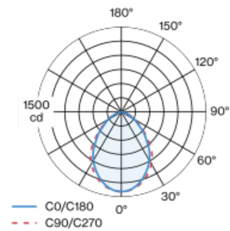
Notes

Count / Date

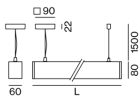


Luminaire housing made of extruded aluminium profile; light tight final end caps made of aluminium; no visible screws; angular design; surface grey powder coated; suspended luminaire with 1500mm cable suspension; with integrated toolless suspension height adjustment on the luminaire; spring clip attachment to the luminaire; freely positionable; incl. feed (white); lighting profile (end cover pre-assembled) available in advance for installation; remaining lamp components mounted without tools; LED light inset consisting of highly reflective lacquered aluminium for improved thermal management; light colour 4000 K; binning initial MacAdam ≤ 3 SDCM; CRI ≥ 90 ; min. 90% of luminous flux after 50000 operating hours; energy efficient LEDs with high CRI; micro prismatic PMMA diffuser incl. diffuser film for homogeneous illumination and reduced luminance; degree of protection IP20; PC1 220-240V; photobiological safety according to IEC 62471 risk group RG 0 - no Risk; internal wiring in light halogen free; incl. converter, non dimmable; light source replaceable by an authorized professional; control gear replaceable by an authorized professional;

Light distribution



Product drawing



General

Ceiling , Suspended

grey , RAL9006 ¹

1140 lm/m

IP20

2660 lm

LED

4000 K

CRI ≥ 90

L90 / 50000 h

photobio. safety RG 0 - no Risk

initial MacAdam ≤ 3 SDCM

R_g: 99 , R_f: 92 , R₍₁₋₁₅₎: 90

MR 0.81

MDER 0.74

Optical

Microprismatic

microprismatic

Electrical

non DIM

system 26.6 W

PC1 220-240V

system 100 lm/W²

11 W/m

Physical

cable 1500 mm

length 2352 mm

width 60 mm

height 80 mm

6.5 kg

¹ RAL code

² incl. optical losses and the efficiency of the operating device (converter)

Installation instructions



Lighting calculator

