

# BO 45


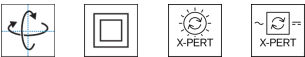
intrack 3 lamps  
180-7250438F



Project / Type

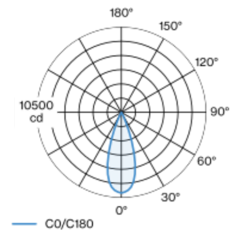
Notes

Count / Date



Tracked spotlight in die-cast aluminium with 3-phase adapter; classic style in elegant design for discerning requirements; 3 lamps; cylindrical spotlight heads; surface black powder coated; spotlight head 360° rotatable and 90° tiltable; converter integrated in the power track adapter; passive cooling of the LEDs through improved heat sink geometry; with COB (Chip on Board) technology for maximum efficiency; no appearance of multiple shadows; light colour 2700 K; binning initial MacAdam  $\leq 2$  SDCM; CRI  $\geq 90$ ; min. 80% of luminous flux after 50000 operating hours; energy efficient LEDs with high CRI; high quality, aluminium, vapour deposition coated reflector with faceted lens design; precise radiation characteristic with 36° beam; good glare control through recessed light point level; optical attachment available as accessory; accessories are listed separately; degree of protection IP20; PC2; adapter for toolless insertion or movement on a variety of 3-phase power tracks; adapter flush with the power track; incl. DALI-2 converter; flicker-free visual comfort through analogue current control (minimum value 1%); light source replaceable by an authorized professional; control gear replaceable by an authorized professional;

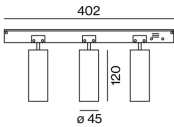
## Light distribution



flood 36°

h (m)	E0° (lx)	ø (m)
1	3310	0.65
2	830	1.29
3	370	1.94
4	210	2.59
5	130	3.23

## Product drawing



## General

Ceiling , Track

tilt max 90°

rotation 360°

black , RAL9005 <sup>1</sup>

IP20

3330 lm

## LED

2700 K

CRI  $\geq 90$

L80 / 50000 h

initial MacAdam  $\leq 2$  SDCM

R<sub>g</sub>: 99 , R<sub>f</sub>: 91 , R<sub>(1-15)</sub>: 89

MR 0.53

MDER 0.48

## Optical

flood

beam angle 36°

PstLM  $\leq 1.0$  <sup>2</sup>

SVM  $\leq 0.4$  <sup>2</sup>

## Electrical

DALI-2

220-240 V

system 41 W

PC2

system 81 lm/W<sup>3</sup>

1 DALI Addr.

## Physical

diameter 45 mm

height 120 mm

<sup>1</sup> RAL code <sup>2</sup> Value of containing product at full load (undimmed)  
<sup>3</sup> incl. optical losses and the efficiency of the operating device (converter)

## Installation instructions



## Lighting calculator



# BO 45

intrack 3 lamps  
180-7250438F



Project / Type

Notes

Count / Date

## Maintenance Factors

Operating Time [h]	10 000	20 000	30 000	40 000	50 000
LLMF	0.96	0.92	0.88	0.85	0.81
LSF	1	1	1	1	1
MF	LMF × RSMF × LLMF × LSF		RSMF <sup>a</sup> Room Surface Maintenance Factor		
MF	Maintenance Factor		LLMF Lamp Lumens Maintenance Factor		
LMF <sup>a</sup>	Luminaire Maintenance Factor		LSF Lamp Survival Faktor		

<sup>a</sup> According to "CIE 97, Maintenance of indoor electric lighting systems", 2005, ISBN 3-900-734-34-8. The values must be determined by the planner.

## Circuit Breaker Types

Automatic Circuit Breaker Type	Number of Fixtures
B10	17
B13	22
B16	28
C10	22
C13	27
C16	35

## Optical accessories

### HONEYCOMB LOUVER

COLOUR	Ø (MM)	ARTICLE NUMBER(S)
jet black	42	007-1965188



## Optical accessories

### OVAL LENS

Ø (MM)	ARTICLE NUMBER(S)
42	007-1965880



### SOFT LENS

Ø (MM)	ARTICLE NUMBER(S)
42	007-1965980



### WALLWASHER LENS

Ø (MM)	ARTICLE NUMBER(S)
42	007-1965780

