

BO 45


intrack 3 lamps
180-7250637M



Project / Type _____

Notes _____

Count / Date _____



General

Ceiling , Track _____

tilt max 90° _____

rotation 360° _____

white , RAL 9016 ¹ _____

IP20 _____

3630 lm _____

LED

4000 K _____

CRI ≥ 90 _____

L80 / 50000 h _____

initial MacAdam ≤ 2 SDCM _____

R_g: 97 , R_f: 90 , R₍₁₋₁₅₎: 89 _____

MR 0.81 _____

MDER 0.74 _____

Optical

medium _____

beam angle 24° _____

PstLM ≤ 1.0 ² _____

SVM ≤ 0.4 ² _____

Tracked spotlight in die-cast aluminium with 3-phase adapter; classic style in elegant design for discerning requirements; 3 lamps; cylindrical spotlight heads; surface white powder coated; spotlight head 360° rotatable and 90° tiltable; converter integrated in the power track adapter; passive cooling of the LEDs through improved heat sink geometry; with COB (Chip on Board) technology for maximum efficiency; no appearance of multiple shadows; light colour 4000 K; binning initial MacAdam ≤ 2 SDCM; CRI ≥ 90; min. 80% of luminous flux after 50000 operating hours; energy efficient LEDs with high CRI; high quality, aluminium, vapour deposition coated reflector with faceted lens design; precise radiation characteristic with 24° beam; good glare control through recessed light point level; optical attachment available as accessory; accessories are listed separately; degree of protection IP20; PC2; 220-240 V; adapter for toolless insertion or movement on a variety of 3-phase power tracks; adapter flush with the power track; incl. DALI-2 converter; flicker-free visual comfort through analogue current control (minimum value 1%); light source replaceable by an authorized professional; control gear replaceable by an authorized professional;

Electrical

DALI-2 _____

220-240 V _____

system 41 W _____

system 89 lm/W³ _____

PC2 _____

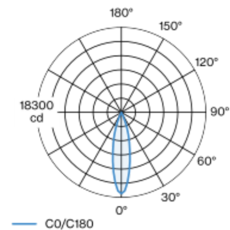
1 DALI Addr. _____

Physical

diameter 45 mm _____

height 120 mm _____

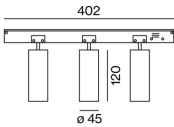
Light distribution



medium 24°

h (m)	E0° (lx)	ø (m)
1	5830	0.43
2	1460	0.86
3	650	1.30
4	360	1.73
5	230	2.16

Product drawing



¹ RAL code ² Value of containing product at full load (undimmed)
³ FIXTURE: incl. consideration of optical losses & internal control unit losses SYSTEM: incl. consideration of optical losses, internal control unit losses & operating device efficiency.

Installation instructions



Lighting calculator



BO 45

intrack 3 lamps
180-7250637M



Project / Type

Notes

Count / Date

Maintenance Factors

Operating Time [h]	10 000	20 000	30 000	40 000	50 000
LLMF	0.96	0.92	0.88	0.85	0.81
LSF	1	1	1	1	1
MF	LMF × RSMF × LLMF × LSF		RSMF ^a	Room Surface Maintenance Factor	
MF	Maintenance Factor		LLMF	Lamp Lumens Maintenance Factor	
LMF ^a	Luminaire Maintenance Factor		LSF	Lamp Survival Faktor	

^a According to "CIE 97, Maintenance of indoor electric lighting systems", 2005, ISBN 3-900-734-34-8. The values must be determined by the planner.

Circuit Breaker Types

Automatic Circuit Breaker Type	Number of Fixtures
B10	17
B13	22
B16	28
C10	22
C13	27
C16	35

Optical accessories

HONEYCOMB LOUVER

COLOUR	Ø (MM)	ARTICLE NUMBER(S)
jet black	42	007-1965188



Optical accessories

OVAL LENS

Ø (MM)	ARTICLE NUMBER(S)
42	007-1965880



SOFT LENS

Ø (MM)	ARTICLE NUMBER(S)
42	007-1965980



WALLWASHER LENS

Ø (MM)	ARTICLE NUMBER(S)
42	007-1965780

