

# BO 32


intrack 3 lamps  
180-7150437F



Project / Type \_\_\_\_\_

Notes \_\_\_\_\_

Count / Date \_\_\_\_\_



## General

Ceiling , Track \_\_\_\_\_

tilt max 90° \_\_\_\_\_

rotation 360° \_\_\_\_\_

white , RAL9016 <sup>1</sup> \_\_\_\_\_

IP20 \_\_\_\_\_

2250 lm \_\_\_\_\_

## LED

2700 K \_\_\_\_\_

CRI ≥ 90 \_\_\_\_\_

L80 / 50000 h \_\_\_\_\_

initial MacAdam ≤ 2 SDCM \_\_\_\_\_

R<sub>g</sub>: 99 , R<sub>f</sub>: 91 , R<sub>(1-15)</sub>: 89 \_\_\_\_\_

MR 0.53 \_\_\_\_\_

MDER 0.48 \_\_\_\_\_

## Optical

flood \_\_\_\_\_

beam angle 34° \_\_\_\_\_

PstLM ≤ 1.0 <sup>2</sup> \_\_\_\_\_

SVM ≤ 0.4 <sup>2</sup> \_\_\_\_\_

## Electrical

DALI-2 \_\_\_\_\_

32 W \_\_\_\_\_

PC2 220-240V \_\_\_\_\_

70 lm/W \_\_\_\_\_

1 DALI Addr. \_\_\_\_\_

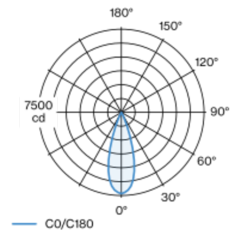
## Physical

diameter 32 mm \_\_\_\_\_

height 100 mm \_\_\_\_\_

Tracked spotlight in die-cast aluminium with 3-phase adapter; classic style in elegant design for discerning requirements; 3 lamps; cylindrical spotlight heads; surface white powder coated; spotlight head 360° rotatable and 90° tiltable; converter integrated in the power track adapter; passive cooling of the LEDs through improved heat sink geometry; with COB (Chip on Board) technology for maximum efficiency; no appearance of multiple shadows; light colour 2700 K; binning initial MacAdam ≤ 2 SDCM; CRI ≥ 90; min. 80% of luminous flux after 50000 operating hours; energy efficient LEDs with high CRI; high quality, aluminium, vapour deposition coated reflector with faceted lens design; precise radiation characteristic with 34° beam; good glare control through recessed light point level; optical attachment available as accessory; accessories are listed separately; degree of protection IP20; PC2 220-240V; adapter for toolless insertion or movement on a variety of 3-phase power tracks; adapter flush with the power track; incl. DALI-2 converter; flicker-free visual comfort through analogue current control (minimum value 1%); light source replaceable by an authorized professional; control gear replaceable by an authorized professional;

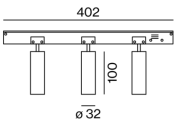
## Light distribution



flood 34°

h (m)	E0° (lx)	ø (m)
1	2450	0.61
2	610	1.21
3	270	1.82
4	150	2.42
5	100	3.03

## Product drawing



<sup>1</sup> RAL code <sup>2</sup> Value of containing product at full load (undimmed)

## Installation instructions



## Lighting calculator



# BO 32

intrack 3 lamps  
180-7150437F



Project / Type

Notes

Count / Date

## Maintenance Factors

Operating Time [h]	10 000	20 000	30 000	40 000	50 000
LLMF	0.96	0.92	0.88	0.85	0.81
LSF	1	1	1	1	1
MF	LMF × RSMF × LLMF × LSF		RSMF <sup>a</sup>	Room Surface Maintenance Factor	
MF	Maintenance Factor		LLMF	Lamp Lumens Maintenance Factor	
LMF <sup>a</sup>	Luminaire Maintenance Factor		LSF	Lamp Survival Faktor	

<sup>a</sup> According to "CIE 97, Maintenance of indoor electric lighting systems", 2005, ISBN 3-900-734-34-8. The values must be determined by the planner.

## Circuit Breaker Types

Automatic Circuit Breaker Type	Number of Fixtures
B10	17
B13	22
B16	28
C10	22
C13	27
C16	35

## Optical accessories

### HONEYCOMB LOUVER

COLOUR	Ø (MM)	ARTICLE NUMBER(S)
jet black	30	007-1965168



## Optical accessories

### OVAL LENS

Ø (MM)	ARTICLE NUMBER(S)
30	007-1965860



### SOFT LENS

Ø (MM)	ARTICLE NUMBER(S)
30	007-1965960



### WALLWASHER LENS

Ø (MM)	ARTICLE NUMBER(S)
30	007-1965760

