

# BO 32


intrack 3 lamps  
180-715043XF



Project / Type \_\_\_\_\_

Notes \_\_\_\_\_

Count / Date \_\_\_\_\_



## General

Ceiling , Track \_\_\_\_\_

tilt max 90° \_\_\_\_\_

rotation 360° \_\_\_\_\_

special colours \_\_\_\_\_

IP20 \_\_\_\_\_

2250 lm \_\_\_\_\_

## LED

2700 K \_\_\_\_\_

CRI ≥ 90 \_\_\_\_\_

L80 / 50000 h \_\_\_\_\_

initial MacAdam ≤ 2 SDCM \_\_\_\_\_

R<sub>g</sub>: 99 , R<sub>f</sub>: 91 , R<sub>(1-15)</sub>: 89 \_\_\_\_\_

MR 0.53 \_\_\_\_\_

MDER 0.48 \_\_\_\_\_

## Optical

flood \_\_\_\_\_

beam angle 34° \_\_\_\_\_

PstLM ≤ 1.0 <sup>1</sup> \_\_\_\_\_

SVM ≤ 0.4 <sup>1</sup> \_\_\_\_\_

Tracked spotlight in die-cast aluminium with 3-phase adapter; classic style in elegant design for discerning requirements; 3 lamps; cylindrical spotlight heads; surface special colours powder coated; spotlight head 360° rotatable and 90° tiltable; converter integrated in the power track adapter; passive cooling of the LEDs through improved heat sink geometry; with COB (Chip on Board) technology for maximum efficiency; no appearance of multiple shadows; light colour 2700 K; binning initial MacAdam ≤ 2 SDCM; CRI ≥ 90; min. 80% of luminous flux after 50000 operating hours; energy efficient LEDs with high CRI; high quality, aluminium, vapour deposition coated reflector with faceted lens design; precise radiation characteristic with 34° beam; good glare control through recessed light point level; optical attachment available as accessory; accessories are listed separately; degree of protection IP20; PC2; 220-240 V; adapter for toolless insertion or movement on a variety of 3-phase power tracks; adapter flush with the power track; incl. DALI-2 converter; flicker-free visual comfort through analogue current control (minimum value 1%); light source replaceable by an authorized professional; control gear replaceable by an authorized professional;

## Electrical

DALI-2 \_\_\_\_\_

220-240 V \_\_\_\_\_

system 32 W \_\_\_\_\_

system 70 lm/W<sup>2</sup> \_\_\_\_\_

PC2 \_\_\_\_\_

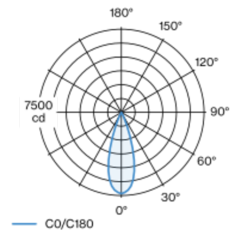
1 DALI Addr. \_\_\_\_\_

## Physical

diameter 32 mm \_\_\_\_\_

height 100 mm \_\_\_\_\_

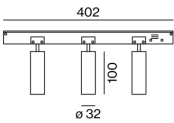
## Light distribution



flood 34°

h (m)	E0° (lx)	ø (m)
1	2450	0.61
2	610	1.21
3	270	1.82
4	150	2.42
5	100	3.03

## Product drawing



<sup>1</sup> Value of containing product at full load (undimmed)  
<sup>2</sup> incl. consideration of optical losses, internal control unit losses  
and operating device efficiency

## Installation instructions



## Lighting calculator

