

BO 32


intrack 3 lamps
180-715053XF



Project / Type _____

Notes _____

Count / Date _____



General

Ceiling , Track _____

tilt max 90° _____

rotation 360° _____

special colours _____

IP20 _____

2380 lm _____

LED

3000 K _____

CRI ≥ 90 _____

L80 / 50000 h _____

initial MacAdam ≤ 2 SDCM _____

R_g: 100 , R_f: 91 , R_{f(1-5)}: 88 _____

MR 0.59 _____

MDER 0.53 _____

Optical

flood _____

beam angle 34° _____

PstLM ≤ 1.0 ¹ _____

SVM ≤ 0.4 ¹ _____

Tracked spotlight in die-cast aluminium with 3-phase adapter; classic style in elegant design for discerning requirements; 3 lamps; cylindrical spotlight heads; surface special colours powder coated; spotlight head 360° rotatable and 90° tiltable; converter integrated in the power track adapter; passive cooling of the LEDs through improved heat sink geometry; with COB (Chip on Board) technology for maximum efficiency; no appearance of multiple shadows; light colour 3000 K; binning initial MacAdam ≤ 2 SDCM; CRI ≥ 90; min. 80% of luminous flux after 50000 operating hours; energy efficient LEDs with high CRI; high quality, aluminium, vapour deposition coated reflector with faceted lens design; precise radiation characteristic with 34° beam; good glare control through recessed light point level; optical attachment available as accessory; accessories are listed separately; degree of protection IP20; PC2; 220-240 V; adapter for toolless insertion or movement on a variety of 3-phase power tracks; adapter flush with the power track; incl. DALI-2 converter; flicker-free visual comfort through analogue current control (minimum value 1%); light source replaceable by an authorized professional; control gear replaceable by an authorized professional;

Electrical

DALI-2 _____

220-240 V _____

system 32 W _____

system 74 lm/W² _____

PC2 _____

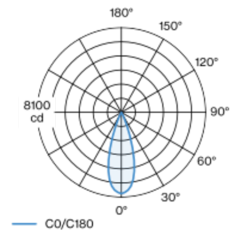
1 DALI Addr. _____

Physical

diameter 32 mm _____

height 100 mm _____

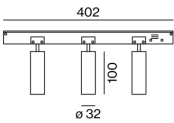
Light distribution



flood 34°

h (m)	E0° (lx)	ø (m)
1	2590	0.61
2	650	1.21
3	290	1.82
4	160	2.42
5	100	3.03

Product drawing



¹ Value of containing product at full load (undimmed)
² FIXTURE: incl. consideration of optical losses & internal control unit losses SYSTEM: incl. consideration of optical losses, internal control unit losses & operating device efficiency.

Installation instructions



Lighting calculator

