

BO 55 intrack 1 lamp


180-7330437M



Project / Type _____

Notes _____

Count / Date _____



General

Ceiling , Track _____

tilt max 90° _____

rotation 360° _____

white , RAL9016 ¹ _____

IP20 _____

1790 lm _____

LED

2700 K _____

CRI ≥ 90 _____

L80 / 50000 h _____

initial MacAdam ≤ 2 SDCM _____

R_g: 99 , R_f: 91 , R₍₁₋₁₅₎: 89 _____

MR 0.53 _____

MDER 0.48 _____

Optical

medium _____

beam angle 31° _____

PstLM ≤ 1.0 ² _____

SVM ≤ 0.4 ² _____

Tracked spotlight in die-cast aluminium with 3-phase adapter; classic style in elegant design for discerning requirements; 1 lamp; cylindrical spotlight head; surface white powder coated; spotlight head 360° rotatable and 90° tiltable; converter integrated in the power track adapter; passive cooling of the LEDs through improved heat sink geometry; with COB (Chip on Board) technology for maximum efficiency; no appearance of multiple shadows; light colour 2700 K; binning initial MacAdam ≤ 2 SDCM; CRI ≥ 90; min. 80% of luminous flux after 50000 operating hours; energy efficient LEDs with high CRI; high quality, aluminium, vapour deposition coated reflector with faceted lens design; precise radiation characteristic with 31° beam; good glare control through recessed light point level; optical attachment available as accessory; accessories are listed separately; degree of protection IP20; PC2 220-240V; adapter for toolless insertion or movement on a variety of 3-phase power tracks; adapter flush with the power track; incl. DALI-2 converter; flicker-free visual comfort through analogue current control (minimum value 1%); light source replaceable by an authorized professional; control gear replaceable by an authorized professional;

Electrical

DALI-2 _____

system 24.7 W _____

PC2 220-240V _____

system 72 lm/W³ _____

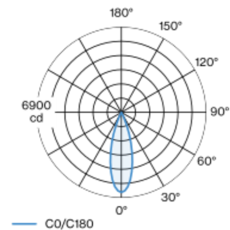
1 DALI Addr. _____

Physical

diameter 55 mm _____

height 140 mm _____

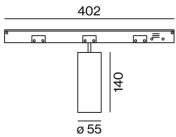
Light distribution



medium 31°

| h (m) | E0° (lx) | ø (m) |
|-------|----------|-------|
| 1 | 6460 | 0.55 |
| 2 | 1610 | 1.10 |
| 3 | 720 | 1.65 |
| 4 | 400 | 2.20 |
| 5 | 260 | 2.75 |

Product drawing



¹ RAL code ² Value of containing product at full load (undimmed)
³ incl. optical losses and the efficiency of the operating device (converter)

Installation instructions



Lighting calculator

