

BO 55


intrack 2 lamps
180-734053XS



Project / Type _____

Notes _____

Count / Date _____



General

Ceiling , Track

tilt max 90°

rotation 360°

special colours

IP20

3360 lm

LED

3000 K

CRI ≥ 90

L80 / 50000 h

initial MacAdam ≤ 2 SDCM

R_g: 100 , R_f: 91 , R_{f(1-5)}: 88

MR 0.59

MDER 0.53

Optical

spot

beam angle 17°

PstLM ≤ 1.0 ¹

SVM ≤ 0.4 ¹

Electrical

DALI-2

system 43 W

PC2 220-240V

system 78 lm/W²

1 DALI Addr.

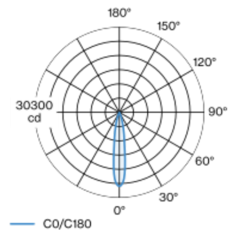
Physical

diameter 55 mm

height 140 mm

Tracked spotlight in die-cast aluminium with 3-phase adapter; classic style in elegant design for discerning requirements; 2 lamps; cylindrical spotlight heads; surface special colours powder coated; spotlight head 360° rotatable and 90° tiltable; converter integrated in the power track adapter; passive cooling of the LEDs through improved heat sink geometry; with COB (Chip on Board) technology for maximum efficiency; no appearance of multiple shadows; light colour 3000 K; binning initial MacAdam ≤ 2 SDCM; CRI ≥ 90; min. 80% of luminous flux after 50000 operating hours; energy efficient LEDs with high CRI; high quality, aluminium, vapour deposition coated reflector with faceted lens design; precise radiation characteristic with 17° beam; good glare control through recessed light point level; optical attachment available as accessory; accessories are listed separately; degree of protection IP20; PC2 220-240V; adapter for toolless insertion or movement on a variety of 3-phase power tracks; adapter flush with the power track; incl. DALI-2 converter; flicker-free visual comfort through analogue current control (minimum value 1%); light source replaceable by an authorized professional; control gear replaceable by an authorized professional;

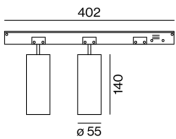
Light distribution



spot 17°

h (m)	E0° (lx)	ø (m)
1	13100	0.30
2	3300	0.59
3	1500	0.89
4	800	1.19
5	500	1.48

Product drawing



¹ Value of containing product at full load (undimmed)

² incl. optical losses and the efficiency of the operating device (converter)

Installation instructions



Lighting calculator

