

BO 45

intrack 2 lamps


180-7240437S



Project / Type

Notes

Count / Date



**General**

Ceiling , Track

tilt max 90°

rotation 360°

white , RAL 9016 <sup>1</sup>

IP20

2100 lm

**LED**

2700 K

CRI ≥ 90

L80 / 50000 h

initial MacAdam ≤ 2 SDCM

R<sub>g</sub>: 99 , R<sub>f</sub>: 91 , R<sub>(1-15)</sub>: 89

MR 0.53

MDER 0.48

**Optical**

spot

beam angle 12°

PstLM ≤ 1.0 <sup>2</sup>

SVM ≤ 0.4 <sup>2</sup>

Tracked spotlight in die-cast aluminium with 3-phase adapter; classic style in elegant design for discerning requirements; 2 lamps; cylindrical spotlight heads; surface white powder coated; spotlight head 360° rotatable and 90° tiltable; converter integrated in the power track adapter; passive cooling of the LEDs through improved heat sink geometry; with COB (Chip on Board) technology for maximum efficiency; no appearance of multiple shadows; light colour 2700 K; binning initial MacAdam ≤ 2 SDCM; CRI ≥ 90; min. 80% of luminous flux after 50000 operating hours; energy efficient LEDs with high CRI; high quality, aluminium, vapour deposition coated reflector with faceted lens design; precise radiation characteristic with 12° beam; good glare control through recessed light point level; optical attachment available as accessory; accessories are listed separately; degree of protection IP20; PC2; 220-240 V; adapter for toolless insertion or movement on a variety of 3-phase power tracks; adapter flush with the power track; incl. DALI-2 converter; flicker-free visual comfort through analogue current control (minimum value 1%); light source replaceable by an authorized professional; control gear replaceable by an authorized professional;

**Electrical**

DALI-2

220-240 V

system 30 W

system 70 lm/W<sup>3</sup>

PC2

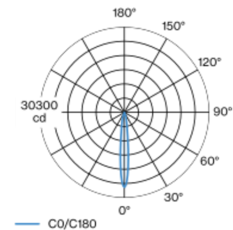
1 DALI Addr.

**Physical**

diameter 45 mm

height 120 mm

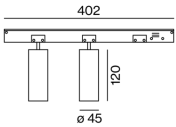
Light distribution



spot 12°

h (m)	E0° (lx)	ø (m)
1	13300	0.21
2	3300	0.42
3	1500	0.63
4	800	0.84
5	500	1.06

Product drawing



<sup>1</sup> RAL code <sup>2</sup> Value of containing product at full load (undimmed)  
<sup>3</sup> FIXTURE: incl. consideration of optical losses & internal control unit losses SYSTEM: incl. consideration of optical losses, internal control unit losses & operating device efficiency.

Installation instructions

Lighting calculator

