

# BO 45


intrack 2 lamps  
180-7240537V



Project / Type \_\_\_\_\_

Notes \_\_\_\_\_

Count / Date \_\_\_\_\_



## General

Ceiling , Track \_\_\_\_\_

tilt max 90° \_\_\_\_\_

rotation 360° \_\_\_\_\_

white , RAL9016 <sup>1</sup> \_\_\_\_\_

IP20 \_\_\_\_\_

624 lm \_\_\_\_\_

## LED

3000 K \_\_\_\_\_

CRI ≥ 90 \_\_\_\_\_

L85 / 50000 h \_\_\_\_\_

initial MacAdam ≤ 2 SDCM \_\_\_\_\_

R<sub>g</sub>: 98 , R<sub>f</sub>: 91 , R<sub>(1-15)</sub>: 89 \_\_\_\_\_

MR 0.6 \_\_\_\_\_

MDER 0.55 \_\_\_\_\_

## Optical

super spot \_\_\_\_\_

beam angle 8° \_\_\_\_\_

PstLM ≤ 1.0 <sup>2</sup> \_\_\_\_\_

SVM ≤ 0.4 <sup>2</sup> \_\_\_\_\_

Tracked spotlight in die-cast aluminium with 3-phase adapter; classic style in elegant design for discerning requirements; 2 lamps; cylindrical spotlight heads; surface white powder coated; spotlight head 360° rotatable and 90° tiltable; converter integrated in the power track adapter; passive cooling of the LEDs through improved heat sink geometry; with high power LED for maximum efficiency; no appearance of multiple shadows; light colour 3000 K; binning initial MacAdam ≤ 2 SDCM; CRI ≥ 90; min. 85% of luminous flux after 50000 operating hours; energy efficient LEDs with high CRI; incl. high quality lens system; precise radiation characteristic with 8° beam; good glare control through recessed light point level; optical attachment available as accessory; accessories are listed separately; degree of protection IP20; PC2; adapter for toolless insertion or movement on a variety of 3-phase power tracks; adapter flush with the power track; incl. DALI-2 converter; flicker-free visual comfort through analogue current control (minimum value 1%); light source replaceable by an authorized professional; control gear replaceable by an authorized professional;

## Electrical

DALI-2 \_\_\_\_\_

220-240 V \_\_\_\_\_

system 14.2 W \_\_\_\_\_

PC2 \_\_\_\_\_

system 44 lm/W<sup>3</sup> \_\_\_\_\_

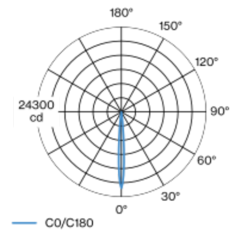
1 DALI Addr. \_\_\_\_\_

## Physical

diameter 45 mm \_\_\_\_\_

height 120 mm \_\_\_\_\_

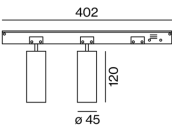
## Light distribution



super spot 8°

h (m)	EO° (lx)	ø (m)
1	10900	0.14
2	2700	0.28
3	1200	0.41
4	700	0.55
5	400	0.69

## Product drawing



<sup>1</sup> RAL code <sup>2</sup> Value of containing product at full load (undimmed)  
<sup>3</sup> incl. optical losses and the efficiency of the operating device (converter)

## Installation instructions



## Lighting calculator

