

BO 45

intrack 2 lamps


180-7240538F



Project / Type

Notes

Count / Date



General

Ceiling , Track

tilt max 90°

rotation 360°

black , RAL 9005 ¹

IP20

2640 lm

LED

3000 K

CRI ≥ 90

L80 / 50000 h

initial MacAdam ≤ 2 SDCM

R_g: 100 , R_f: 91 , R_{f(1-5)}: 88

MR 0.59

MDER 0.53

Optical

flood

beam angle 36°

PstLM ≤ 1.0 ²

SVM ≤ 0.4 ²

Tracked spotlight in die-cast aluminium with 3-phase adapter; classic style in elegant design for discerning requirements; 2 lamps; cylindrical spotlight heads; surface black powder coated; spotlight head 360° rotatable and 90° tiltable; converter integrated in the power track adapter; passive cooling of the LEDs through improved heat sink geometry; with COB (Chip on Board) technology for maximum efficiency; no appearance of multiple shadows; light colour 3000 K; binning initial MacAdam ≤ 2 SDCM; CRI ≥ 90; min. 80% of luminous flux after 50000 operating hours; energy efficient LEDs with high CRI; high quality, aluminium, vapour deposition coated reflector with faceted lens design; precise radiation characteristic with 36° beam; good glare control through recessed light point level; optical attachment available as accessory; accessories are listed separately; degree of protection IP20; PC2; 220-240 V; adapter for toolless insertion or movement on a variety of 3-phase power tracks; adapter flush with the power track; incl. DALI-2 converter; flicker-free visual comfort through analogue current control (minimum value 1%); light source replaceable by an authorized professional; control gear replaceable by an authorized professional;

Electrical

DALI-2

220-240 V

system 32 W

system 83 lm/W³

PC2

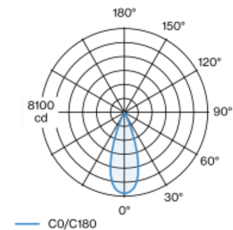
1 DALI Addr.

Physical

diameter 45 mm

height 120 mm

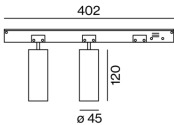
Light distribution



flood 36°

| h (m) | E0° (lx) | ø (m) |
|-------|----------|-------|
| 1 | 3930 | 0.65 |
| 2 | 980 | 1.29 |
| 3 | 440 | 1.94 |
| 4 | 250 | 2.59 |
| 5 | 160 | 3.23 |

Product drawing



¹ RAL code ² Value of containing product at full load (undimmed)
³ FIXTURE: incl. consideration of optical losses & internal control unit losses SYSTEM: incl. consideration of optical losses, internal control unit losses & operating device efficiency.

Installation instructions



Lighting calculator



BO 45

intrack 2 lamps
180-7240538F



Project / Type

Notes

Count / Date

Maintenance Factors

| Operating Time [h] | 10 000 | 20 000 | 30 000 | 40 000 | 50 000 |
|--------------------|------------------------------|--------|-------------------|---------------------------------|--------|
| LLMF | 0.96 | 0.92 | 0.88 | 0.85 | 0.81 |
| LSF | 1 | 1 | 1 | 1 | 1 |
| MF | LMF × RSMF × LLMF × LSF | | RSMF ^a | Room Surface Maintenance Factor | |
| MF | Maintenance Factor | | LLMF | Lamp Lumens Maintenance Factor | |
| LMF ^a | Luminaire Maintenance Factor | | LSF | Lamp Survival Faktor | |

^a According to "CIE 97, Maintenance of indoor electric lighting systems", 2005, ISBN 3-900-734-34-8. The values must be determined by the planner.

Circuit Breaker Types

| Automatic Circuit Breaker Type | Number of Fixtures |
|--------------------------------|--------------------|
| B10 | 17 |
| B13 | 22 |
| B16 | 28 |
| C10 | 22 |
| C13 | 27 |
| C16 | 35 |

Optical accessories

HONEYCOMB LOUVER

| | | |
|-----------|--------|-------------------|
| COLOUR | Ø (MM) | ARTICLE NUMBER(S) |
| jet black | 42 | 007-1965188 |



Optical accessories

OVAL LENS

| | |
|--------|-------------------|
| Ø (MM) | ARTICLE NUMBER(S) |
| 42 | 007-1965880 |



SOFT LENS

| | |
|--------|-------------------|
| Ø (MM) | ARTICLE NUMBER(S) |
| 42 | 007-1965980 |



WALLWASHER LENS

| | |
|--------|-------------------|
| Ø (MM) | ARTICLE NUMBER(S) |
| 42 | 007-1965780 |

