

# SPIO 20 downlight

trim

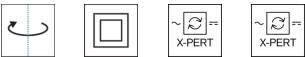
048-1610417F 002-90784



Project / Type

Notes

Count / Date



## General

Ceiling , Recessed

rotation 360°

white , RAL 9016 <sup>1</sup>

IP20

289 lm

fixture 44 lm/W<sup>2</sup>

## LED

2700 K

CRI ≥ 90

L85 / 50000 h

initial MacAdam ≤ 3 SDCM

R<sub>g</sub>: 104 , R<sub>f</sub>: 88 , R<sub>f(1-15)</sub>: 89

MR 0.5

MDER 0.46

## Optical

flood

beam angle 34°

UGR ≤ 10

P<sub>stLM</sub> ≤ 1.0 <sup>3</sup>

SVM ≤ 0.4 <sup>3</sup>

## Electrical

DALI-2

220-240 V

system 8.7 W

fixture 6.5 W

12 Vf

600 mA

PC2

1 DALI Addr.

## Physical

trim

diameter 35 mm

height 66 mm

## Cutout

diameter 26 mm

min. ceiling thickness 2 mm

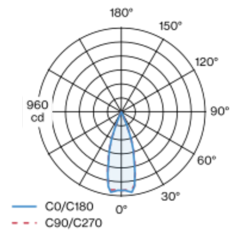
max. ceiling thickness 25 mm

recessed depth 80 mm

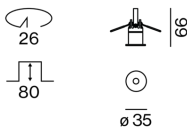
<sup>1</sup> RAL code  
<sup>2</sup> incl. consideration of optical losses & internal control unit losses  
<sup>3</sup> Value of containing product at full load (undimmed)

Round recessed spotlight in aluminium; surface white powder coated; with trim; suitable for ceiling thickness of 2-25 mm; installation without tools using snap spring closure; passive cooling of the LEDs through improved heat sink geometry; light colour 2700 K; binning initial MacAdam ≤ 3 SDCM; CRI ≥ 90; min. 85% of luminous flux after 50000 operating hours; energy efficient LEDs with high CRI; incl. high quality lens system; precise radiation characteristic with 34° beam; no multiple shadows; uncluttered ceiling look through recessed lighting level; reduced light-emitting surface (only ø 10 mm); degree of protection IP20; PC2; 220-240 V; incl. DALI-2 converter; light source replaceable by an authorized professional; control gear replaceable by an authorized professional;

## Light distribution



## Product drawing



## Installation instructions



## Lighting calculator

