

SPIO 20 downlight

trim

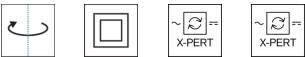
048-1610418F 002-90784



Project / Type

Notes

Count / Date



General

Ceiling , Recessed

rotation 360°

black , RAL 9005 ¹

IP20

289 lm

fixture 44 lm/W²

LED

2700 K

CRI ≥ 90

L85 / 50000 h

initial MacAdam ≤ 3 SDCM

R_g: 104 , R_f: 88 , R_{f(1-5)}: 89

MR 0.5

MDER 0.46

Optical

flood

beam angle 34°

UGR ≤ 10

P_{stLM} ≤ 1.0 ³

SVM ≤ 0.4 ³

Electrical

DALI-2

220-240 V

system 8.7 W

fixture 6.5 W

12 Vf

600 mA

PC2

1 DALI Addr.

Physical

trim

diameter 35 mm

height 66 mm

Cutout

diameter 26 mm

min. ceiling thickness 2 mm

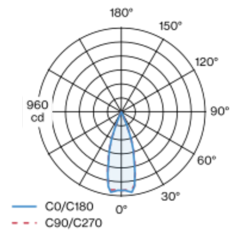
max. ceiling thickness 25 mm

recessed depth 80 mm

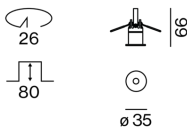
¹ RAL code
² incl. consideration of optical losses & internal control unit losses
³ Value of containing product at full load (undimmed)

Round recessed spotlight in aluminium; surface black powder coated; with trim; suitable for ceiling thickness of 2-25 mm; installation without tools using snap spring closure; passive cooling of the LEDs through improved heat sink geometry; light colour 2700 K; binning initial MacAdam ≤ 3 SDCM; CRI ≥ 90; min. 85% of luminous flux after 50000 operating hours; energy efficient LEDs with high CRI; incl. high quality lens system; precise radiation characteristic with 34° beam; no multiple shadows; uncluttered ceiling look through recessed lighting level; reduced light-emitting surface (only ø 10 mm); degree of protection IP20; PC2; 220-240 V; incl. DALI-2 converter; light source replaceable by an authorized professional; control gear replaceable by an authorized professional;

Light distribution



Product drawing



Installation instructions



Lighting calculator



SPIO 20 downlight

trim

048-1610418F 002-90784



Project / Type

Notes

Count / Date

Maintenance Factors

Operating Time [h]	10 000	20 000	30 000	40 000	50 000
LLMF	1	1	0.99	0.97	0.96
LSF	1	1	1	1	1
MF	LMF × RSMF × LLMF × LSF		RSMF ^a	Room Surface Maintenance Factor	
MF	Maintenance Factor		LLMF	Lamp Lumens Maintenance Factor	
LMF ^a	Luminaire Maintenance Factor		LSF	Lamp Survival Faktor	

^a According to "CIE 97, Maintenance of indoor electric lighting systems", 2005, ISBN 3-900-734-34-8. The values must be determined by the planner.

Circuit Breaker Types

Automatic Circuit Breaker Type	Number of Fixtures
B10	18
B16	30
C10	23
C16	36

Components

POWER SUPPLY

L-W-H (MM)	ARTICLE NUMBER(S)
143-43-30	002-90784



Optional electrical accessories

DIN RAIL POWER SUPPLY

TYPE	L-W-H (MM)	ARTICLE NUMBER(S)
160 W	72-90-63	005-6520210



DIN RAIL LED DRIVER

TYPE	L-W-H (MM)	ARTICLE NUMBER(S)
DALI-2 200-1050 mA 2 x 42W	36-88-59	005-6121030

