

BETO indirect power

suspended


074-62N9537



Project / Type

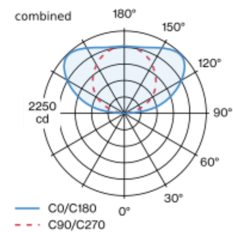
Notes

Count / Date

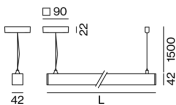


Luminaire housing made of extruded aluminium profile; extremely slim design (only 42 x 42 mm); light tight final end caps made of aluminium; no visible screws; angular design; surface white powder coated; suspended luminaire with 1500mm cable suspension; with integrated toolless suspension height adjustment on the luminaire; spring clip attachment to the luminaire; freely positionable; incl. feed (white); extruded profile for improved thermal management; light colour 3000 K; binning initial MacAdam ≤ 3 SDCM; CRI ≥ 80 ; min. 90% of luminous flux after 50000 operating hours; energy efficient LEDs with high CRI; indirect light component with integrated PC boards and high quality lens system for maximum, homogeneous ceiling illumination; degree of protection IP20; PC1; 220-240 V; internal wiring in light halogen free; incl. DALI-2 converter; light source replaceable by an authorized professional; control gear replaceable by an authorized professional;

Light distribution



Product drawing



General

Ceiling , Suspended

white , RAL 9010 ¹

IP20

7330 lm

LED

3000 K

CRI ≥ 80

L90 / 50000 h

initial MacAdam ≤ 3 SDCM

MR 0.56

MDER 0.51

Optical

Reflector

symmetric

PstLM $\leq 1.0^2$ ³

SVM $\leq 0.4^2$ ³

Electrical

DALI-2

220-240 V

system 56 W

system 131 lm/W⁴

PC1

3 DALI Addr.

Physical

length 3457 mm

width 42 mm

height 42 mm

4.3 kg

¹ RAL code ² combined
³ Value of containing product at full load (undimmed)
⁴ FIXTURE: incl. consideration of optical losses & internal control unit losses SYSTEM: incl. consideration of optical losses, internal control unit losses & operating device efficiency.

Installation instructions



Lighting calculator



BETO indirect power

suspended
074-62N9537



Project / Type

Notes

Count / Date

Maintenance Factors

Operating Time [h]	10 000	20 000	30 000	40 000	50 000
LLMF	0.98	0.96	0.94	0.92	0.9
LSF	1	1	1	1	1

MF

LMF × RSMF × LLMF × LSF

MF

Maintenance Factor

LMF^a

Luminaire Maintenance Factor

RSMF^a

Room Surface Maintenance Factor

LLMF

Lamp Lumens Maintenance Factor

LSF

Lamp Survival Faktor

^a According to "CIE 97, Maintenance of indoor electric lighting systems", 2005, ISBN 3-900-734-34-8. The values must be determined by the planner.

Circuit Breaker Types

Automatic Circuit Breaker Type	Number of Fixtures
B10	5
B13	7
B16	9
B20	11
C10	9
C13	12
C16	15
C20	19

