


# MITA circle 450 reflector

trim

074-8116D38B

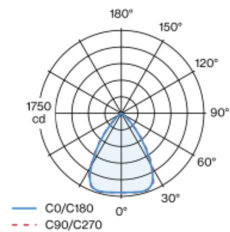


Project / Type	
Notes	
Count / Date	

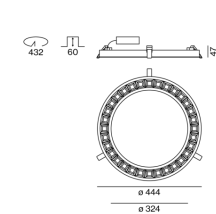


Ring-shaped light fitting in die-cast aluminium; extremely slim design; recessed light with wrap around edge; suitable for ceiling thickness of 2-25 mm; surface black powder coated; blind cover to cover the cut-out available as an accessory; accessories are listed separately; light colour: tunable white diodes (2700-6500 K); binning initial MacAdam  $\leq 3$  SDCM; CRI  $\geq 90$ ; min. 90% of luminous flux after 50000 operating hours; energy efficient LEDs with high CRI; high gloss reflector with faceted design; Reflector dark chrome; UGR  $\leq 19$ ; VDU compatible workplace luminaire according to DIN EN 12464-1; luminance above  $65^\circ \leq 1500$  cd/m<sup>2</sup>; degree of protection IP20; PC2; 220-240 V; internal wiring in light halogen free; incl. DALI-2 / DT8 converter; converter wired secondary side; light source replaceable by an authorized professional; control gear replaceable by an authorized professional;

## Light distribution



## Product drawing



## General

Ceiling , Recessed	
black , RAL9005 <sup>1</sup>	
Reflector dark chrome	
IP20	
2390 lm	

## LED

tunable white	
2700 K - 6500 K	
CRI $\geq 90$	
L90 / 50000 h	
initial MacAdam $\leq 3$ SDCM	
R <sub>g</sub> : 101 , R <sub>f</sub> : 90 , R <sub>f(1-5)</sub> : 88	
MR 0.51	
MDER 0.46	

## Optical

Reflector	
symmetric	
UGR $< 19$ , $\geq 65^\circ < 1500$ cd/m <sup>2</sup>	
PstLM $\leq 1.0$ <sup>2</sup>	
SVM $\leq 0.4$ <sup>2</sup>	

## Electrical

DALI-2 DT8	
220-240 V	
system 28.5 W	
PC2	
system 84 lm/W <sup>3</sup>	
1 DALI Addr.	

## Physical

trim	
diameter 444 mm	
height 47 mm	

## Cutout

diameter 432 mm	
min. ceiling thickness 2 mm	
max. ceiling thickness 25 mm	
recessed depth 60 mm	

<sup>1</sup> RAL code <sup>2</sup> Value of containing product at full load (undimmed)  
<sup>3</sup> incl. optical losses and the efficiency of the operating device (converter)

## Installation instructions



## Lighting calculator



# MITA circle 450 reflector

trim

074-8116D38B



Project / Type

Notes

Count / Date

## Maintenance Factors

Operating Time [h]	10 000	20 000	30 000	40 000	50 000
LLMF	0.98	0.96	0.94	0.92	0.9
LSF	1	1	1	1	1
MF	LMF × RSMF × LLMF × LSF		RSMF <sup>a</sup>	Room Surface Maintenance Factor	
MF	Maintenance Factor		LLMF	Lamp Lumens Maintenance Factor	
LMF <sup>a</sup>	Luminaire Maintenance Factor		LSF	Lamp Survival Faktor	

<sup>a</sup> According to "CIE 97, Maintenance of indoor electric lighting systems", 2005, ISBN 3-900-734-34-8. The values must be determined by the planner.

## Circuit Breaker Types

Automatic Circuit Breaker Type	Number of Fixtures
B10	18
B13	24
B16	30
B20	38
C10	31
C13	40
C16	51
C20	63

## Optical accessories

### BLIND COVER circle 450

COLOUR	ARTICLE NUMBER(S)
traffic white	074-8911617
jet black	074-8911618

