

INO 750 square

suspended


034-444253GH



Project / Type _____

Notes _____

Count / Date _____



General

Ceiling , Suspended _____

grey , RAL 9006 ¹ _____

IP20 _____

indirect 2090 lm _____

direct 2100 lm _____

total 4190 lm _____

LED

3000 K _____

CRI ≥ 90 _____

L90 / 50000 h _____

initial MacAdam ≤ 3 SDCM _____

R_g: 99 , R_f: 91 , R₍₁₋₁₅₎: 89 _____

MR 0.61 _____

MDER 0.55 _____

Optical

High Performance Opal _____

opal (lambertsch) _____

PstLM ≤ 1.0 ² _____

SVM ≤ 0.4 ² _____

Square light fitting made of aluminium; seamlessly welded; surface grey powder coated; suspended luminaire with 2000mm cable suspension (canopy central); height adjustment without tools; incl. transparent feed; electronic operating unit installed in the canopy; light colour 3000 K; binning initial MacAdam ≤ 3 SDCM; CRI ≥ 90; min. 90% of luminous flux after 50000 operating hours; energy efficient LEDs with high CRI; HPO (High Performance Opal) cover for uniform illumination; inwards facing emission characteristics; direct/indirect light emission for additional accentuation of the ceiling; canopy with 2 cable openings and plug-in terminal for through wiring; degree of protection IP20; PC1; 220-240 V; internal wiring in light halogen free; incl. DALI-2 converter; light source replaceable by an authorized professional; control gear replaceable by an authorized professional;

Electrical

DALI-2 _____

220-240 V _____

system 39 W _____

system 107 lm/W³ _____

PC1 _____

1 DALI Addr. _____

Physical

cable 2000 mm _____

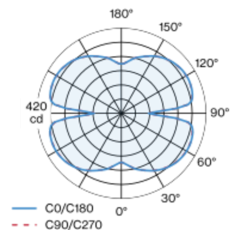
length 765 mm _____

width 765 mm _____

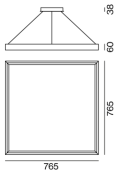
height 60 mm _____

3.5 kg _____

Light distribution



Product drawing



¹ RAL code ² Value of containing product at full load (undimmed)
³ FIXTURE: incl. consideration of optical losses & internal control unit losses SYSTEM: incl. consideration of optical losses, internal control unit losses & operating device efficiency.

Installation instructions



Lighting calculator

